





ikio
LED LIGHTING

Bringing Unlimited Possibilities To Your Lighting Projects!



Indoor
Lighting



Outdoor
Lighting



Hazardous
Location Lighting



Quick-ship Inventory

Ready-to-ship, Rebate-eligible Products, Meaning Swift Delivery.



Unique, Project-based Solutions

Customization on Lights, to Give Your Projects That Unique Touch.



Inclusive, Thorough Assistance

Initial Consultations, Photometrics, Prototyping, and More.

www.ikioledlighting.com

A COMPREHENSIVE PRODUCT RANGE

PANELS

DELPHI

Back - Lit Panel Lights
1'x4' | 2'x2' | 2'x4'



Power Selectable
• (1x4) 20W - 30W - 40W
• (2x2) 20W - 30W - 40W
• (2x4) 30W - 40W - 50W
CCT Selectable
3500K - 4000K - 5000K

COLORIS

RGBW Edge - Lit Panel Lights
1'x4' | 2'x2' | 2'x4'



Power
• (1x4) 36W
• (2x2) 36W
• (2x4) 60W
Color
Red, Green, Blue,
Cool White & Warm White

TROFFERS

DELPHI

Architectural Troffers
2'x2' | 2'x4'



Power Selectable
• (1x4) 20W - 25W - 30W
• (2x2) 20W - 25W - 30W
• (2x4) 25W - 30W - 35W
CCT Selectable
3500K - 4000K - 5000K

DELPHI

Retrofit Troffers
1'x4' | 2'x2' | 2'x4'



Power Selectable
• (1x4) 20W - 25W - 30W
• (2x2) 20W - 25W - 30W
• (2x4) 25W - 30W - 35W
CCT Selectable
3500K - 4000K - 5000K

DOWNLIGHTS

ORWIN

Downlight



Power Selectable
• (6") 12W - 17W - 22W
• (8") 17W - 24W - 30W
• (10") 22W - 30W - 38W
CCT Selectable
2700K - 3000K - 3500K - 4000K - 5000K

TUBES

T5 TUBE

Type B - 2' | 4'



Power
9W, 15W, 24W
CCT
4000K, 5000K

T8 TUBE

Type B - 2' | 3' | 4'



Power
9W, 12W, 15W, 18W
CCT
3000K, 3500K, 4000K,
4500K, 5000K

SIGMA T8 EMERGENCY TUBE

Type B - 4'



Power
15W
CCT
4000K, 5000K

T8 GLASS TUBE

Type B - 8'



Power
42W
CCT Selectable
3000K - 3500K - 4000K -
5000K - 6500K

T8 U-BEND GLASS TUBE

Type B 2'



Power
15W
CCT Selectable
3000K - 3500K - 4000K -
5000K - 6500K

T8 TUBE

Type A & B - 2' | 4'



Power
14W, 17W, 20W
CCT
3000K, 3500K, 4000K,
4500K, 5000K, 6500K

T8 TUBE

Type C - 4'



Power
15W
CCT
3000K, 3500K, 4000K,
4500K, 5000K

MAGNETIC STRIP KITS

AIMANT

Magnetic Retrofit Strip Kit



Power
24W, 30W, 40W
CCT
4000K, 5000K

LINEAR LOW BAYS

APEX

Linear Low Bay



Power Selectable
50W - 60W - 70W
CCT Selectable
3000K - 4000K - 5000K

DELPHI

Linear Low Bay



Power Selectable
• (2') 15W - 18W - 22W - 25W
• (4') 30W - 36W - 40W - 50W
CCT Selectable
3500K - 4000K - 5000K

RETROFIT LAMPS

ACE

Corn Bulb



Power Selectable
• 36W - 45W - 54W
• 80W - 100W - 120W
CCT Selectable
3000K - 4000K - 5000K

LINEAR AND ROUND HIGH BAYS

LINEO

Linear High Bay



Power Selectable
80W - 110W - 135W - 165W
CCT Selectable
4000K - 5000K

LIOR

Linear High Bay



Power Selectable
• 110W-130W-160W
• 220W - 295W - 320W
• 400W - 500W - 600W
CCT Selectable
4000K - 5000K

AMPLIN

Linear High Bay



Power
100W, 150W, 200W,
240W, 300W
CCT
5000K

AMPLIN GEN 2

Linear High Bay



Power Selectable
• 75W - 100W - 150W
• 100W-150W-200W
• 200W-240W-300W
CCT
5000K

UPSTAR

Round High Bay



Power Selectable
100W - 150W - 200W - 240W
CCT Selectable
3500K - 4000K - 5000K

*Specifications, Warranty, and Qualifications can vary per item/SKU. See technical data sheets (TDS) for specific information.

© 2023 IKI0 LED LIGHTING. ALL RIGHTS RESERVED. PRODUCTS AND TECHNOLOGIES IN THIS DOCUMENT MAY BE COVERED BY ONE OR MORE PATENTS PENDING.

THE PRODUCT IMAGES SHOWN ARE FOR ILLUSTRATION PURPOSES ONLY AND MAY NOT BE AN EXACT REPRESENTATION OF THE PRODUCT. SPECIFICATIONS ARE SUBJECT TO CHANGE WITHOUT NOTICE.

FLOOD LIGHTS

DYNAMO 3

Stadium Flood Light



Power
300W, 400W, 500W, 600W
CCT
3000K, 3500K, 4000K, 4500K, 5000K
Also available in **RGBW** variant — Chromix

RAYDENT GEN 2

Stadium Flood Light



Power Selectable
750W-1000W-1250W
CCT
5000K

DYNAMO 4

Stadium Flood Light With Remote Driver



Power Selectable
750W-1000W-1250W
CCT
5000K

MAGNUS

Architectural Flood Light



Power Selectable
100W - 150W - 205W
CCT Selectable
3000K - 4000K - 5000K

NOVUS

Architectural Flood Light



Power Selectable
15W - 30W - 55W
CCT Selectable
3000K - 4000K - 5000K

AREA LIGHTS

AREON

Area Luminaire



Power Selectable
• 70W - 100W - 150W
• 150W - 200W - 240W - 300W
CCT Selectable
3000K - 4000K - 5000K

LOCUS

Area Luminaire



Power
• 100W, 150W, 185W
• 200W, 240W, 300W
CCT
3000K, 5000K

LOCUS GEN 2

Area Luminaire



Power Selectable
• 75W-100W-150W
• 200W-240W-300W
CCT
5000K

HIGH MAST LIGHTS

HEXACULE

High Mast Light



Power
300W, 600W
CCT
4000K, 5000K, 5700K

YARD LIGHTS

MAXTON

Yard Light



Power Selectable
30W - 40W - 50W - 60W
CCT Selectable
3000K - 4000K - 5000K

WALL PACKS

DELPHI

Wall Pack (Full Cutoff)



Power Selectable
40W - 60W - 80W - 100W
CCT Selectable
3000K - 4000K - 5000K

EDIN

Wall Pack (Semi Cutoff)



Power Selectable
• 30W - 40W - 50W - 60W
• 70W - 85W - 100W - 120W
CCT Selectable
3000K - 4000K - 5000K

OVE

Emergency Mini Wall Pack



Power
15W
CCT Selectable
3000K - 4000K - 5000K

CANOPY LIGHTS

DELPHI

Fuel Pump Canopy Light



Power Selectable
30W - 40W - 50W
CCT Selectable
3000K - 4000K - 5000K

CANOLUX

Gas Station Canopy Light




Power Selectable
100W-120W-150W
CCT Selectable
4000K-5000K-5700K

CLASS I DIVISION 1 FIXTURES



EXOPLUS

Explosion Proof Round High Bay



Power
• (Exoplus1) 20W, 60W, 80W
• (Exoplus2) 100W, 150W
• (Exoplus3) 200W, 280W
CCT
4000K, 5000K

DOMINUS

Explosion Proof Square High Bay



Power
• (Dominus1) 20W, 60W, 80W
• (Dominus2) 100W, 120W, 150W, 200W
CCT
4000K, 5000K

ERGO

Explosion Proof Linear High Bay



Power
• (Ergo2) 20W, 40W
• (Ergo4) 40W, 60W, 80W
CCT
4000K, 5000K

CLASS I DIVISION 2 FIXTURES



VIGOR

Explosion Proof Round High Bay



Power
• (Vigor1) 20W, 40W, 60W
• (Vigor2) 80W
• (Vigor3) 100W, 150W, 200W
• (Vigor4) 250W, 400W
CCT
4000K, 5000K

FORZA

Explosion Proof Square High Bay



Power
• (Forza1) 20W, 40W, 60W
• (Forza2) 80W, 100W
• (Forza3) 150W, 200W
• (Forza4) 250W, 400W
CCT
4000K, 5000K

VICTORIS

Explosion Proof Linear High Bay



Power
• (Victoris2) 20W, 40W
• (Victoris4) 40W, 60W, 80W
CCT
4000K, 5000K

JARREX | VASO

Explosion Proof Jelly Jar Light



Power
• (Jarrex) 20W, 30W, 40W
• (Vaso) 20W, 30W, 40W
CCT
4000K, 5000K

CONALL

Linear Area Light



Power
• (Conall2) 20W, 30W, 40W
• (Conall4) 40W, 50W, 60W
CCT
4000K, 5000K

NERON

Area Light



Power
• (Neron1) 100W
• (Neron2) 150W, 200W, 240W
CCT
4000K, 5000K



Scan for More Info
on Our Products

You Specify with Confidence, We Illuminate with Perfection

**Your Tier 1
Manufacturer**

**30+ Years
of Expertise**

**End-to-End
Project Solutions**

▶ **One-Stop Shop
for All Lighting Products**

Indoor Lighting, Outdoor Lighting,
Hazardous Location Lighting and
Retail Lighting.

▶ **Empowering You with
Manufacturer-Direct Benefits**

Direct access to the best pricing with
assured quality: no middleman hassles!

▶ **Unlock
Financial Flexibility**

Offering flexible payment terms
for your peace of mind.

▶ **Turn-Key Project
Management Support**

Pre-project planning, ongoing support, and
post-project assistance: it's all a part of our
commitment to your success.

▶ **Extensive
Lighting Layouts**

Precise layouts with speedy
deliveries- your project's advantage.

▶ **Project-Specific Warranty
and Customized Solutions**

Lasting products made of Tier-1 components and with
multiple warranty terms (extendable up to 20 years).

Manufacturing Excellence



Six vertically **integrated**
manufacturing plants.



Manufacturing over **10**
million fixtures annually.



Low in-process rejection
rate (<0.68%).



All major certifications
(ISO 9001, 14000 & 18001 & OHSAS).



Strict quality control with spectrometer,
LCR meter, isolation tester, etc.



Consistent focus on R&D with
the help of a world-class R&D team.

Memberships



(1) 844-533-4546
info@ikioledlighting.com

8470 Allison Pointe Blvd,
Suite 128 Indianapolis, IN 46250