

One of The **Americas' Fastest Growing Companies**

-By Financial Times



ikio
LED LIGHTING



Indoor
Lighting



Outdoor
Lighting



Hazardous
Location Lighting

LIGHTING CATALOG

www.ikioledlighting.com

Index



LIGHTING CATALOG

INDEX	2-5
ABOUT IKIO	6-7
DRIVING CHANGE IN THE LIGHTING INDUSTRY THROUGH	8-9
HOW ARE WE BETTER?	10
OUR MANUFACTURING EXCELLENCE	11


OUR PRODUCT SEGMENTS	12
INDOOR LIGHTING OVERVIEW	13
OUTDOOR LIGHTING OVERVIEW	14
HAZARDOUS LOCATION LIGHTING OVERVIEW	15

Continued on next page

INDOOR LIGHTING


P 16-17

P-191'x4' | 2'x2' | 2'x4'




Delphi Back-Lit Panel Light

P-201'x4' | 2'x2' | 2'x4'




Coloris RGBW Edge-Lit Panel Light

P-23-241'x4' | 2'x2' | 2'x4'




Delphi Architectural Troffer

P-23-242'x2' | 2'x4'




Smart Toucan Architectural Troffer

P-23-241'x4' | 2'x2' | 2'x4'




Delphi Retrofit Troffer

P-27




T5 Tube (Type B)

P-27-28




T8 Tube (Type B)

P-28




Sigma T8 Emergency Tube (Type B)

P-28




Sigma Gen2 T8 Emergency Tube (Type B)

P-29




T8 Glass Tube (Type B CCT Selectable)

P-29




T8 Glass Tube (Type B)

P-29




T8 U-Bend Glass Tube (Type B)

P-30




T8 Tube (Type C)

P-33




T8 Tube (Type A & B) Dual Mode Internal Driver

P-35




Delphi Linear Low Bay

P-35




Apex Linear Low Bay

P-35




Simplex Linear Low Bay

P-37




Striza Magnetic Strip Kit

P-37




Aimant Magnetic Retrofit Strip Kit

P-39




Frizo Refrigeration Light

P-416" | 8" | 10"




Orwin Downlight

P-43




Ace Corn Bulb

P-43




Spelta Corn Bulb

P-45




Lineo Linear High Bay

P-45




Lior Linear High Bay

P-46




Amplin Linear High Bay

P-46




Amplin Gen2 Linear High Bay

P-47




Superia Linear High Bay

P-49




Upstar Round High Bay

P-49




Rodella Round High Bay

P-51




Delphi Fuel Pump Canopy Light

P-51



Canolux Gas Station Canopy Light

P-53




Nevo Linear High Bay

OUTDOOR LIGHTING


P 54-55

P-57




Dynamo 3 Stadium Flood Light

P-58




Dynamo 4 Pro Stadium Flood Light

P-58




Raydent Stadium Flood Light

P-58




Raydent Gen2 Stadium Flood Light

P-59




Chromix RGBW Stadium Flood Light

P-59




Novus Architectural Flood Light

P-59




Magnus Architectural Flood Light

P-61




Areon Area Luminaire

P-61-62




Locus Area Luminaire

P-62




Locus Gen2 Area Luminaire

P-65




Hexacule High Mast Light

P-67




Maxton Yard Light

P-69




Delphi Wall Pack (Full Cutoff)

P-69




Delphi Wall Pack (Semi Cutoff)

P-69




Edin Wall Pack (Semi Cutoff)

P-70



Delphi Mini Wall Pack

P-70



Ove Emergency Mini Wallpack Pack

HAZARDOUS LOCATION LIGHTING

P 72-73


CI

D1

CLASS I


DIVISION 1

P-75




Exoplus Explosion Proof Round High Bay

P-75-76




Dominus Explosion Proof Square High Bay

P-76




Ergo Explosion Proof Linear High Bay

P-79




Vigor Explosion Proof Round High Bay

P-79-80




Vigor Explosion Proof Round High Bay

P-80




Forza Explosion Proof Square High Bay

P-81




Victoris Explosion Proof Linear High Bay

P-81-82




Neron Area Light

P-82




Conall Linear Area Light

P-82-83




Jarrex Explosion Proof Jelly Jar Light

P-83



Vaso Explosion Proof Jelly Jar Light

P-83



Lantorch Drop Light

ABOUT IKIO

As a premier LED lighting manufacturer in the U.S., IKIO is at the forefront of delivering distinctive and innovative lighting solutions. Our relentless pursuit of the latest technology and our adaptability to evolving market demands are the cornerstones of our success. Our fully integrated manufacturing setup empowers us to continually produce cutting-edge LED lighting products, setting us apart from the competition. At IKIO, we're not just keeping pace with the lighting world, we are working towards defining its future.

Our Accreditations:





DRIVING CHANGE IN THE **LIGHTING** INDUSTRY THROUGH



Innovation

1

Consistently advancing our tools and technology to ensure that you get the best of what the lighting industry has to offer.



Collaboration

2

Building healthy business relationships with ESCOs, Distributors, and other clients to help people become more energy efficient.



Honesty

3

Fostering a company culture that encourages responsibility, transparency & growth to stay true to our goal of delivering excellence.

How Are We Better?



READY TO SHIP PRODUCTS

Swift nationwide deliveries through our conveniently located US-based inventory.



PROTOTYPING CAPABILITY

Product prototyping as per your specific application requirements, so that you can start your project off on the right foot.



PRECISE LIGHTING LAYOUTS

Precise photometry reports by IKIO experts, that adhere to the industry standards & delivered within an average of 24-hour timeframe.



AROUND-THE-CLOCK ASSISTANCE

Complete support in all your lighting projects, from delivery to installation to post-installation services.



NET TERMS UP TO 90 DAYS!

Buy lighting products from IKIO now and pay later within 90 days. No hidden charges.



PURCHASE INCENTIVE PROGRAMS

Offering incentives to clients on completing and sustaining purchases with us, as a way to thank them for loyal partnership.

Our Manufacturing Excellence



Over 10 million fixtures are produced annually.



Continuous research & development.



World-class vertically integrated setup.



High Success Rate Production (<99.32%).



Major quality certifications ISO 9001, ISO 14000, OHSAS 18001, UL 1598 & UL 844).

HEAD OFFICE



MANUFACTURING AND DISTRIBUTION



IKIO PLANT 1



IKIO PLANT 2



IKIO PLANT 3



INSPECTION AREA



QC



ASSEMBLY AREA



OUR PRODUCT SEGMENTS



Indoor
Lighting



Outdoor
Lighting



Hazardous
Location Lighting

INDOOR LIGHTING



Whether it is a warehouse, an office, a restaurant, or a gymnasium, efficient lighting makes all the difference when it comes to day-to-day operations. With our vast range of rebate-eligible indoor lights, IKIO not only brings energy efficiency to such spaces, but also helps improve visibility and productivity while maintaining the aesthetics.

Our High-performance Indoor Lights Deliver:

- Increased Control & Flexibility

Multiple CCT, lumen, and power options in all products, with select models featuring CCT & power selectable capability.

- Excellent Visibility

Glare-free, flicker-free, and uniform light output delivered with high color rendering, resulting in brilliant illumination.

- Refined Aesthetics

Pre-fabrication paint and modern finish provide luminaires with an aesthetically pleasing appearance, adding to the overall look of spaces.

Our Offerings:

Panels | Tubes | Troffers | Linear Low Bays | Magnetic Strip Kits | Refrigeration Lights | Downlights | Corn Bulbs | Linear High Bays | Round High Bays | Tri Proof Luminaire | Canopy Lights

OUTDOOR LIGHTING



When it comes to outdoor lighting, two major aspects to be considered are efficiency and safety. IKIO's range of outdoor lights offers both, and more. With sturdy build made to withstand the external elements effectively and design that ensures peak performance, our outdoor lights can aptly illuminate all kinds of outdoor spaces, from gardens to stadiums to walkways and streets.

Here's What Makes Our Outdoor Lights Stand Out:

- **Splendid Illumination**
High-efficacy lighting, supported by CCT & power selectable capability and advanced optics, delivers illumination suitable for wide-ranging locations..
- **Long-Lasting Performance**
Sturdy design, rugged construction, and effective heat dissipation ensure that the fixtures last longer and deliver better.
- **Secured Against Elements**
Most of our products are waterproof & surge protected, means they function easily in wet locations and places with low temperatures and surges.

Our Offerings:

Flood Lights | Area Lights | High Mast Lights |
Yard Lights | Wall Packs

HAZARDOUS LOCATION LIGHTING



Working in hazardous areas such as chemical plants, oil & gas industry, and mining industries can be difficult, unsafe, and scary if the lights used do not meet the lighting standards for such locations. At IKIO, we only offer lights that are Class 1, Class 2 & Class 3 classified and have all the certifications needed for effective and safe functioning in extreme environments.

Here's More About Our Hazardous Location Lights:

- **Deliver in Extreme Environments**
Our hazloc lights are C1D1/C1D2 classified, meaning they can function efficiently and safely in locations with potentially explosive gases, vapors, or fibers under normal or abnormal conditions.
- **Exceptional Illumination**
140 lm/W efficacy supported by premium Meanwell driver ensures the best visibility required to operate in hazardous locations. Multiple mounting options only add to their functionality.
- **Certified & Tested for Performance**
With certifications like NFPA, NEC, IK, NEMA, and ATEX, as well as IP & IK ratings, our hazloc lights meet the highest industry standards. All our fixtures are thoroughly tested for performance in harsh environments.

Our Offerings:

Class I Division 1: Round High Bays | Square High Bays | Linear High Bays
Class I Division 2: Round High Bays | Square High Bays | Area Lights
| Linear Area Lights | Jelly Jar Lights | Drop Lights

INDOOR LIGHTING



Panel Lights

P-19

1'x4' | 2'x2' | 2'x4'



Delphi
Back-Lit Panel Light

P-20

1'x4' | 2'x2' | 2'x4'



Coloris
RGBW Edge-Lit Panel Light

Troffers

P-23-24

1'x4' | 2'x2' | 2'x4'



Delphi
Architectural Troffer

P-23-24

2'x2' | 2'x4'



Smart Toucan
Architectural Troffer

P-23-24

1'x4' | 2'x2' | 2'x4'



Delphi
Retrofit Troffer

Tube Lights

P-27



T5 Tube (Type B)

P-27



T8 Tube (Type B)

P-28



Sigma T8 Emergency
Tube (Type B)

P-28



Sigma Gen2 T8
Emergency Tube (Type B)

P-29



T8 Glass Tube
(Type B CCT Selectable)

P-29



T8 Glass Tube
(Type B)

P-29



T8 U-Bend Glass
Tube (Type B)

P-30



T8 Tube (Type C)

P-33



T8 Tube (Type A & B)
Dual Mode Internal Driver

Linear Low Bays

P-35



Delphi
Linear Low Bay

P-35



Apex
Linear Low Bay


P-35



Simplex
Linear Low Bay

Magnetic Strips | Refrigeration Lights | Downlights

P-37



Striza Magnetic
Strip Kit

P-37




Aimant Magnetic
Strip Kit

P-39



Frizo Refrigeration
Light

P-41




Orwin
Downlight

6" | 8" | 10"


Corn Bulbs

P-43



Ace
Corn Bulb

P-43



Spelta
Corn Bulb

Linear High Bays

P-45



Lineo
Linear High Bay

P-45



Lior
Linear High Bay

P-46



Amplin
Linear High Bay

P-46



Amplin Gen2
Linear High Bay


P-47



Superia
Linear High Bay

Round High Bays

P-49



Upstar
Round High Bay

P-49



Rodella
Round High Bay

Canopy Lights

P-51



Delphi Fuel Pump
Canopy Light

P-51



Canolux
Gas Station Canopy Light

Vapor Tight Lights

P-53



Nevo
Vapor Tight Light

PANEL LIGHTS


Back-Lit Panel Light 1'x2' | 2'x2' | 2'x4'

RGBW Edge-Lit Panel Light 1'x2' | 2'x2' | 2'x4'



Delphi Back-Lit Panel Light

Coloris RGBW Edge-Lit Panel Light



Product Features:

- These panel lights come with high luminance (up to 7800 lm) and effective color rendering (80+), creating well-lit spaces that are conducive to learning and working.
- Offering two variants—Delphi CCT & Power Selectable Back-lit Panel Lights and Coloris RGBW Tunable Edge-lit Panel Lights. The back-lit design of Delphi makes it perfect for indoor spaces, as it allows the luminaire to deliver soft and uniform lighting without any dark spots. Dimming is also compatible with select fixtures.
- While these lights are super durable with sturdy aluminum exterior and a robust heat sink, they are also very thin and lightweight and are made to seamlessly fit into standard T-grid ceilings as an easy retrofit.
- These panel lights are equipped with quality-sourced Polycarbonate lens, offering optimized light diffusion and bright and comfortable illumination with low optical flicker and glare. They are also powered by an integrated 0-10 V dimmable driver with a built-in junction box.
- They are UL listed for use in all kinds of dry and damp locations.

Application Areas:

- Offices
- Schools
- Hospitals
- Hotels
- Lobbies
- Hallways
- Retail Stores
- Other Commercial Spaces



Qualified Part Number: IK-BL14



Not all product variations listed on this page are DLC qualified. Visit <https://www.designlights.org/qpl> to confirm qualification.

Delphi Back-Lit Panel Light 1'x4'

SIZE	POWER SELECTABLE	CCT SELECTABLE	LUMEN OUTPUT	EFFICACY	CRI	DIFFUSER	COVER MATERIAL / LENS	LIGHT DISTRIBUTION	DLC	SPEC SHEET
ft	W	K	lm	lm/W						
1x4	20-30-40	3500-4000-5000	2500-3750-5000	125	80	Frosted	Polycarbonate	Type VS	Yes	Download



Qualified Part Number: IK-BL22



Not all product variations listed on this page are DLC qualified. Visit <https://www.designlights.org/qpl> to confirm qualification.

Delphi Back - Lit Panel Light 2'x2'

SIZE	POWER SELECTABLE	CCT SELECTABLE	LUMEN OUTPUT	EFFICACY	CRI	DIFFUSER	COVER MATERIAL / LENS	LIGHT DISTRIBUTION	DLC	SPEC SHEET
ft	W	K	lm	lm/W						
2x2	20-30-40	3500-4000-5000	2769-4012.2-5275	133.74	85	Frosted	Polycarbonate	Type VS	Yes	Download



Qualified Part Number: IK-BL24



Not all product variations listed on this page are DLC qualified. Visit <https://www.designlights.org/qpl> to confirm qualification.

Delphi Back - Lit Panel Light 2'x4'

SIZE	POWER SELECTABLE	CCT SELECTABLE	LUMEN OUTPUT	EFFICACY	CRI	DIFFUSER	COVER MATERIAL / LENS	LIGHT DISTRIBUTION	DLC	SPEC SHEET
ft	W	K	lm	lm/W						
2x4	30-40-50	3500-4000-5000	4122-5215.2-6443	130.38	84	Frosted	Polycarbonate	Type VS	Yes	Download

Accessories (Sold Separately)

ACCESSORIES NAME	ACCESSORIES PICTURE	DOCUMENT LINKS
Surface Mount Kit 1'x4' 2'x2' 2'x4'		Download
Emergency Pack for LED Fixture 18W/90 Min/Split Type/L		Download

*Specifications, Warranty, and Qualifications can vary per item/SKU. See technical data sheets (TDS) for specific information.

© 2023 IKIO LED LIGHTING. All Rights Reserved. Products and technologies in this document may be covered by one or more Patents Pending. The product images shown are for illustration purposes only and may not be an exact representation of the product. Specifications subject to change without notice.

*Specifications, Warranty, and Qualifications can vary per item/SKU. See technical data sheets (TDS) for specific information.

© 2023 IKIO LED LIGHTING. All Rights Reserved. Products and technologies in this document may be covered by one or more Patents Pending. The product images shown are for illustration purposes only and may not be an exact representation of the product. Specifications subject to change without notice.



Coloris RGBW Edge-Lit Panel Light 1'x4'

SIZE	POWER	COLOR	LUMEN OUTPUT	EFFICACY	CRI	BASE/POWER SUPPLY	BEAM ANGLE	DLC	SPEC SHEET
ft	W		lm	lm/W					
1x4	36	Red, Green, Blue, Cool White & Warm White	4680	130	80+	Hard Wired	120°	No	Download



Coloris RGBW Edge-Lit Panel Light 2'x2'

SIZE	POWER	COLOR	LUMEN OUTPUT	EFFICACY	CRI	BASE / POWER SUPPLY	BEAM ANGLE	DLC	SPEC SHEET
ft	W		lm	lm/W					
2x2	36	Red, Green, Blue, Cool White & Warm White	4680	130	80+	Hard Wired	120°	No	Download



Coloris RGBW Edge-Lit Panel Light 2'x4'

SIZE	POWER	COLOR	LUMEN OUTPUT	EFFICACY	CRI	BASE / POWER SUPPLY	BEAM ANGLE	DLC	SPEC SHEET
ft	W		lm	lm/W					
2x4	60	Red, Green, Blue, Cool White & Warm White	7800	130	80+	Hard Wired	120°	No	Download

*Specifications, Warranty, and Qualifications can vary per item/SKU. See technical data sheets (TDS) for specific information.



*Specifications, Warranty, and Qualifications can vary per item/SKU. See technical data sheets (TDS) for specific information.

TROFFERS

Architectural / Retrofit Troffers 1x4' | 2'x2' | 2'x4'



Delphi Architectural Troffer



Smart Toucan Architectural Troffer



Delphi Retrofit Troffer



Product Features:

- Multiple troffer options—1) Architectural and Retrofit variants with CCT & Power selectability (Delphi), designed for quick upgrade of traditional fixtures and flexibility in applications. 2) Architectural troffers (Smart Toucan) with occupancy sensor integration for automated lighting experience.
- Easy installation is possible due to a large access plate on the back of the troffers. The center basket volumetric design and smooth matte/gloss finish also help enhance the space's overall aesthetics.
- These luminaires have sturdy construction, backed by a galvanized steel housing and high-quality polycarbonate lens, allowing for long-lasting performance.
- The frosted diffusing lens eliminates glare and gives off bright, even illumination without any dark spots.
- Powered by a quality sourced, super-efficient driver, the luminaires support dimming capability (0-10 V) and uses 30% less energy than a linear fluorescent fixture.

Application Areas:

- Offices
- Schools
- Hospitals
- Multipurpose Rooms
- Hallways
- Conference Rooms
- Other Commercial Areas



Qualified Part Number: IK-AT14F



Not all product variations listed on this page are DLC qualified. Visit <https://www.designlights.org/qpl> to confirm qualification.

Delphi Architectural Troffer 1'x4'

SIZE	POWER SELECTABLE	CCT SELECTABLE	LUMEN OUTPUT	EFFICACY	CRI	DIFFUSER	COVER MATERIAL / LENS	BEAM ANGLE	DLC	SPEC SHEET
ft	W	K	lm	lm/W						
1x4	20-25-30	3500-4000-5000	2760-3200-3900	128	82	Frosted	PMMA	120°	Yes	Download



Qualified Part Number: IK-AT22F



Not all product variations listed on this page are DLC qualified. Visit <https://www.designlights.org/qpl> to confirm qualification.

Delphi Architectural Troffer 2'x2'

SIZE	POWER SELECTABLE	CCT SELECTABLE	LUMEN OUTPUT	EFFICACY	CRI	DIFFUSER	COVER MATERIAL / LENS	LIGHT DISTRIBUTION	DLC	SPEC SHEET
ft	W	K	lm	lm/W						
2x2	20-25-30	3500-4000-5000	2700-3200-3900	128	82	Frosted	PMMA	Type VS	Yes	Download



Qualified Part Number: IK-AT22S



Not all product variations listed on this page are DLC qualified. Visit <https://www.designlights.org/qpl> to confirm qualification.

Smart Toucan Architectural Troffer 2'x2'

Integrated Occupancy Sensor

SIZE	POWER	COLOR TEMPERATURE	LUMEN OUTPUT	EFFICACY	CRI	DIFFUSER	COVER MATERIAL / LENS	LIGHT DISTRIBUTION	DLC	SPEC SHEET
ft	W	K	lm	lm/W						
2x2	24.55	4000	3082.87	125.6	82.6	Frosted	Polycarbonate	Type II, Very Short	Yes	Download
2x2	24.62	5000	3236.16	131.4	82.6	Frosted	Polycarbonate	Type II, Very Short	Yes	Downlaod



Qualified Part Number: IK-RT22F



Not all product variations listed on this page are DLC qualified. Visit <https://www.designlights.org/qpl> to confirm qualification.

Delphi Retrofit Troffer 2'x2'

SIZE	POWER SELECTABLE	CCT SELECTABLE	LUMEN OUTPUT	EFFICACY	CRI	DIFFUSER	COVER MATERIAL / LENS	BEAM ANGLE	DLC	SPEC SHEET
ft	W	K	lm	lm/W						
2x2	20-25-30	3500-4000-5000	2600-3100-3720	124	82	Frosted	PMMA	110°	Yes	Download

*Specifications, Warranty, and Qualifications can vary per item/SKU. See technical data sheets (TDS) for specific information.

© 2023 IKIO LED LIGHTING. All Rights Reserved. Products and technologies in this document may be covered by one or more Patents Pending. The product images shown are for illustration purposes only and may not be an exact representation of the product. Specifications subject to change without notice.

*Specifications, Warranty, and Qualifications can vary per item/SKU. See technical data sheets (TDS) for specific information.

© 2023 IKIO LED LIGHTING. All Rights Reserved. Products and technologies in this document may be covered by one or more Patents Pending. The product images shown are for illustration purposes only and may not be an exact representation of the product. Specifications subject to change without notice.



Qualified Part Number: IK-AT24F



Not all product variations listed on this page are DLC qualified. Visit <https://www.designlights.org/qpl> to confirm qualification.

Delphi Architectural Troffer 2'x4'

SIZE	POWER SELECTABLE	CCT SELECTABLE	LUMEN OUTPUT	EFFICACY	CRI	DIFFUSER	COVER MATERIAL / LENS	LIGHT DISTRIBUTION	DLC	SPEC SHEET
ft	W	K	lm	lm/W						
2x4	25-30-35	3500-4000-5000	3350-3840-4500	128	82	Frosted	PMMA	Type VS	Yes	Download



Qualified Part Number: IK-AT24S



Not all product variations listed on this page are DLC qualified. Visit <https://www.designlights.org/qpl> to confirm qualification.

Smart Toucan Architectural Troffer 2'x4'

Integrated Occupancy Sensor

SIZE	POWER	COLOR TEMPERATURE	LUMEN OUTPUT	EFFICACY	CRI	DIFFUSER	COVER MATERIAL / LENS	LIGHT DISTRIBUTION	DLC	SPEC SHEET
ft	W	K	lm	lm/W						
2x4	35.62	4000	4493.07	126.1	83.4	Frosted	Polycarbonate	Type II, Very Short	Yes	Downlaod



Qualified Part Number: IK-RT14F



Not all product variations listed on this page are DLC qualified. Visit <https://www.designlights.org/qpl> to confirm qualification.

Delphi Retrofit Troffer 1'x4'

SIZE	POWER SELECTABLE	CCT SELECTABLE	LUMEN OUTPUT	EFFICACY	CRI	DIFFUSER	COVER MATERIAL / LENS	BEAM ANGLE	DLC	SPEC SHEET
ft	W	K	lm	lm/W						
2x4	20-25-30	3500-4000-5000	2660-3175-3870	127	81	Frosted	PMMA	110°	Yes	Download



Qualified Part Number: IK-RT24F



Not all product variations listed on this page are DLC qualified. Visit <https://www.designlights.org/qpl> to confirm qualification.

Delphi Retrofit Troffer 2'x4'

SIZE	POWER SELECTABLE	CCT SELECTABLE	LUMEN OUTPUT	EFFICACY	CRI	DIFFUSER	COVER MATERIAL / LENS	BEAM ANGLE	DLC	SPEC SHEET
ft	W	K	lm	lm/W						
2x4	25-30-35	3500-4000-5000	3400-3840-4480	128	81	Frosted	PMMA	110°	Yes	Download

Accessories (Sold Separately)

ACCESSORIES NAME	ACCESSORIES PICTURE	DOCUMENT LINKS
Sensor Remote Programmer		Download
Emergency Pack for LED Fixture 18 W / 90 Min / Split Type / L DC		Download
Surface Mount Kit 1'x4', 2'x2' & 2'x4'		Download

ACCESSORIES NAME	ACCESSORIES PICTURE	DOCUMENT LINKS
Low Voltage Microwave Bi-Level Sensor		Download
Flange/Drywall Mount Kit		Download

*Specifications, Warranty, and Qualifications can vary per item/SKU. See technical data sheets (TDS) for specific information.

© 2023 IKIO LED LIGHTING. All Rights Reserved. Products and technologies in this document may be covered by one or more Patents Pending. The product images shown are for illustration purposes only and may not be an exact representation of the product. Specifications subject to change without notice.




*Specifications, Warranty, and Qualifications can vary per item/SKU. See technical data sheets (TDS) for specific information.

© 2023 IKIO LED LIGHTING. All Rights Reserved. Products and technologies in this document may be covered by one or more Patents Pending. The product images shown are for illustration purposes only and may not be an exact representation of the product. Specifications subject to change without notice.

TUBES

T5 & T8 TYPE B/C



Product Features:

- These tubes do not use a ballast. Instead, they feature a built-in universal line voltage driver that can run directly off the main switch without any major rewiring. This makes it convenient to retrofit traditional fluorescent fixtures.
- Provide high-efficacy lighting (up to 173 lm/W) resulting in reduced energy and maintenance costs.
- With a wide beam angle, they provide uniform, smooth lighting across the space; also support dimming (0-10 V) feature.
- The luminaires are available in both single-ended and double-ended power options.
- Suitable for use in both dry and damp locations and in low temperatures.

Application Areas:

- Offices
- Schools
- Hospitals
- Retail Stores
- Lobbies
- General Areas
- Residential Spaces

T5 Tube
Type B



LENGTH	POWER	COLOR TEMPERATURE	LUMEN OUTPUT	EFFICACY	CRI	DIFFUSER	LENS	BEAM ANGLE	DLC	SPEC SHEET
ft	W	K	lm	lm/W						
2	9	4000	1440	160	80	Frosted	Polycarbonate	140°	No	Download
2	9	5000	1440	160	80	Frosted	Polycarbonate	140°	No	Download
4	15.7	4000	2520	160.71	83	Clear	Polycarbonate	168°	Yes	Download
4	15.7	5000	2593	165.37	83	Clear	Polycarbonate	168°	Yes	Download
4	23.2	4000	3146	134.85	83	Frosted	Polycarbonate	142°	Yes	Download
4	23.2	5000	3218	137.93	83	Frosted	Polycarbonate	142°	Yes	Download



Qualified Part Number: IK-T804




Not all product variations listed on this page are DLC qualified. Visit <https://www.designlights.org/qpl> to confirm qualification.

T8 Tube
Single/Double Ended Power Input (Type B)







LENGTH	POWER	COLOR TEMPERATURE	LUMEN OUTPUT	EFFICACY	CRI	BASE TYPE	DIFFUSER	BEAM ANGLE	DLC	SPEC SHEET
ft	W	K	lm	lm/W						
2	9.2	3000	1425	154.3	83	G13	Frosted	150°	Yes	Download
2	9.2	3500	1443	156.25	83	G13	Frosted	150°	Yes	Download
2	9.2	4000	1461	158.2	83	G13	Frosted	150°	Yes	Download
2	9.2	5000	1497	162.1	83	G13	Frosted	150°	Yes	Download
3	15.3	4000	2545	166.78	83	G13	Clear	147°	Yes	Download
3	15.3	5000	2580	169.07	83	G13	Clear	147°	Yes	Download
3	15.3	4000	2471	161.93	83	G13	Frosted	141°	Yes	Download
3	15.3	5000	2531	165.86	83	G13	Frosted	141°	Yes	Download
4	12.4	3000	1911	154.58	81	G13	Clear	155°	Yes	Download
4	12.4	3500	1928	154.98	81	G13	Clear	155°	Yes	Download
4	12.4	4000	1944	156.27	81	G13	Clear	155°	Yes	Download
4	12.4	4500	1961	157.64	81	G13	Clear	155°	Yes	Download
4	12.4	5000	1978	159	81	G13	Clear	155°	Yes	Download
4	12.2	3000	1805	148.49	81	G13	Frosted	142°	Yes	Download
4	12.1	3500	1815	150.12	81	G13	Frosted	142°	Yes	Download
4	12.1	4000	1824	150.87	81	G13	Frosted	142°	Yes	Download
4	12.1	4500	1834	151.7	81	G13	Frosted	142°	Yes	Download
4	12.1	5000	1844	152.52	81	G13	Frosted	142°	Yes	Download
4	15	3000	2366	157.75	81	G13	Clear	155°	Yes	Download
4	15	3500	2395	159.64	81	G13	Clear	155°	Yes	Download
4	15	4000	2425	161.69	81	G13	Clear	155°	Yes	Download

Continued on next page

LENGTH	POWER	COLOR TEMPERATURE	LUMEN OUT-PUT	EFFICACY	CRI	BASE TYPE	DIFFUSER	BEAM ANGLE	DLC	SPEC SHEET
ft	W	K	lm	lm/W						
4	15	4500	2456	163.75	81	G13	Clear	155°	Yes	Download
4	15	5000	2487	165.8	81	G13	Clear	155°	Yes	Download
4	15.2	3000	2365	155.88	81	G13	Frosted	143°	Yes	Download
4	15.2	3500	2393	157.75	81	G13	Frosted	143°	Yes	Download
4	15.2	4000	2424	159.78	81	G13	Frosted	143°	Yes	Download
4	15.2	4500	2455	161.8	81	G13	Frosted	143°	Yes	Download
4	15.2	5000	2485	163.83	81	G13	Frosted	143°	Yes	Download
4	18.4	3000	2864	155.5	82	G13	Clear	155°	Yes	Download
4	18.4	3500	2899	157.37	82	G13	Clear	155°	Yes	Download
4	18.4	4000	2936	159.39	82	G13	Clear	155°	Yes	Download
4	18.4	4500	2973	161.41	82	G13	Clear	155°	Yes	Download
4	18.4	5000	3010	163.43	82	G13	Clear	155°	Yes	Download
4	17.8	3000	2741	153.64	81	G13	Frosted	143°	Yes	Download
4	18	3500	2772	154.34	81	G13	Frosted	143°	Yes	Download
4	18	4000	2804	156.12	81	G13	Frosted	143°	Yes	Download
4	18	4500	2835	157.85	81	G13	Frosted	143°	Yes	Download
4	18	5000	2867	159.63	81	G13	Frosted	143°	Yes	Download




Qualified Part Number: IK-T804-0015(EM)










Not all product variations listed on this page are DLC qualified. Visit <https://www.designlights.org/gpl> to confirm qualification.

LENGTH	POWER	COLOR TEMPERATURE	LUMEN OUTPUT	EFFICACY	CRI	BASE TYPE	DIFFUSER	BEAM ANGLE	DLC	SPEC SHEET
ft	W	K	lm	lm/W						
4	15	4000	2100	140	83	G13	Frosted	138°	Yes	Download
4	15	5000	2200	146.67	83	G13	Frosted	138°	Yes	Download

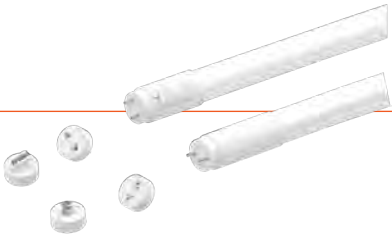


Qualified Part Number: IK-T804-0015(EM)









Not all product variations listed on this page are DLC qualified. Visit <https://www.designlights.org/gpl> to confirm qualification.

LENGTH	POWER	EMERGENCY POWER	CCT SELECTABLE	LUMEN OUTPUT	EFFICACY	CRI	BASE TYPE	DIFFUSER	BEAM ANGLE	DLC	SPEC SHEET
ft	W	W	K	lm	lm/W						
4	15	2.5	3500-4000-5000	2200	146.7	80	G13	137°	Frosted	Yes	Download




Qualified Part Number: IK-GT808









Not all product variations listed on this page are DLC qualified. Visit <https://www.designlights.org/gpl> to confirm qualification.

LENGTH	POWER	CCT SELECTABLE	LUMEN OUTPUT	EFFICACY	CRI	BASE TYPE	DIFFUSER	BEAM ANGLE	DLC	SPEC SHEET
ft	W	K	lm	lm/W						
8	42	3000 -3500 -4000 -5000 -6500	119.8	5030	80	R17D & FA8	Frosted	200°	Yes	Download




Qualified Part Number: IK-GT804









Not all product variations listed on this page are DLC qualified. Visit <https://www.designlights.org/gpl> to confirm qualification.

LENGTH	POWER	CCT TEMPERATURE	LUMEN OUTPUT	EFFICACY	CRI	BASE TYPE	DIFFUSER	BEAM ANGLE	DLC	SPEC SHEET
ft	W	K	lm	lm/W						
4	9	3000	177.8	1600	81	G13	201°	Frosted	Yes	Download
4	9	3500	177.8	1600	83	G13	201°	Frosted	Yes	Download
4	9	4000	191.1	1720	83	G13	201°	Frosted	Yes	Download
4	9	4100	191.1	1720	83	G13	201°	Frosted	Yes	Download
4	9	4500	191.1	1720	83	G13	201°	Frosted	Yes	Download
4	9	5000	191.1	1720	83	G13	201°	Frosted	Yes	Download
4	9	5700	191.1	1720	83	G13	201°	Frosted	Yes	Download
4	9	6500	191.1	1720	83	G13	201°	Frosted	Yes	Download



Qualified Part Number: IK-GT802U



Not all product variations listed on this page are DLC qualified. Visit <https://www.designlights.org/gpl> to confirm qualification.

LENGTH	POWER	CCT SELECTABLE	LUMEN OUTPUT	EFFICACY	CRI	BASE TYPE	DIFFUSER	BEAM ANGLE	DLC	SPEC SHEET
ft	W	K	lm	lm/W						
2	15	3000 -3500 -4000 -5000 -6500	133.3	2000	80	G13	170°	Frosted	Yes	Download

28

Return to »

Main Index

Category Index

© 2023 IKIO LED LIGHTING. All Rights Reserved. Products and technologies in this document may be covered by one or more Patents Pending. The product images shown are for illustration purposes only and may not be an exact representation of the product. Specifications subject to change without notice.

© 2023 IKIO LED LIGHTING. All Rights Reserved. Products and technologies in this document may be covered by one or more Patents Pending. The product images shown are for illustration purposes only and may not be an exact representation of the product. Specifications subject to change without notice.

Return to »

Main Index

Category Index

29



Qualified Part Number: IK-T804



Not all product variations listed on this page are DLC qualified.
Visit <https://www.designlights.org/qpl> to confirm qualification.

LENGTH	POWER	CCT TEMPERATURE	LUMEN OUTPUT	EFFICACY	CRI	BASE TYPE	DIFFUSER	BEAM ANGLE	DLC	SPEC SHEET
ft	W	K	lm	lm/W						
4	15	3000	140	2100	82	G13	152°	Clear	Yes	Download
4	15	3500	141	2115	83	G13	151°	Clear	Yes	Download
4	15	4000	141	2115	83	G13	151°	Clear	Yes	Download
4	15	4500	141	2115	83	G13	151°	Clear	Yes	Download
4	15	5000	141	2115	83	G13	151°	Clear	Yes	Download
4	15	3000	130	1950	82	G13	162°	Frosted	Yes	Download
4	15	3500	131	1965	83	G13	160°	Frosted	Yes	Download
4	15	4000	131	1965	83	G13	160°	Frosted	Yes	Download
4	15	4500	132	1980	83	G13	160°	Frosted	Yes	Download
4	15	5000	132	1980	83	G13	160°	Frosted	Yes	Download

*Specifications, Warranty, and Qualifications can vary per item/SKU. See technical data sheets (TDS) for specific information.

© 2023 IKIO LED LIGHTING. All Rights Reserved. Products and technologies in this document may be covered by one or more Patents Pending.
The product images shown are for illustration purposes only and may not be an exact representation of the product. Specifications subject to change without notice.



*Specifications, Warranty, and Qualifications can vary per item/SKU. See technical data sheets (TDS) for specific information.

© 2023 IKIO LED LIGHTING. All Rights Reserved. Products and technologies in this document may be covered by one or more Patents Pending.
The product images shown are for illustration purposes only and may not be an exact representation of the product. Specifications subject to change without notice.

TUBES

T8 TYPE A & B



Product Features:

- These tubes are designed to work with or without a ballast. They can be used with an existing instant start ballast, as a direct replacement, or a simple rewiring can have them run directly off the main without any issues. This makes them a convenient retrofitting solution.
- Render high efficacy, uniform lighting (up to 150 lm/W) without any flickering or humming; available in both clear and frosted lens options.
- You can choose tubes to be wired either for single-ended power or for double-ended power as per your need.
- Reduces energy consumption and maintenance costs as compared to traditional fluorescent equivalents.
- Engineered to be used in both dry and damp locations and in low temperatures.

Application Areas:

- Offices
- Schools
- Hospitals
- Retail Stores
- Lobbies
- General Areas
- Residential Spaces



Qualified Part Number: IK-T804



Not all product variations listed on this page are DLC qualified. Visit <https://www.designlights.org/qpl> to confirm qualification.

T8 Tubes

Dual Mode Internal Driver (UL Type A&B)

LENGTH	POWER	COLOR TEMPERATURE	LUMEN OUTPUT	EFFICACY	CRI	BASE TYPE	DIFFUSER	BEAM ANGLE	DLC	SPEC SHEET
ft	W	K	lm	lm/W						
4	14	3000	1806	129	82	G13	Frosted	141°	Yes	Download
4	14	3500	1806	129	82	G13	Frosted	141°	Yes	Download
4	14	4000	1806	129	82	G13	Frosted	141°	Yes	Download
4	14	5000	1806	129	82	G13	Frosted	141°	Yes	Download
4	14	4500	1806	129	82	G13	Frosted	141°	Yes	Download
4	14	6500	1806	129	83	G13	Frosted	141°	Yes	Download
4	14	3000	2100	150	82	G13	Clear	151°	Yes	Download
4	14	3500	2100	150	82	G13	Clear	151°	Yes	Download
4	14	4000	2100	150	82	G13	Clear	151°	Yes	Download
4	14	5000	2100	150	82	G13	Clear	151°	Yes	Download
4	14	4500	2100	150	82	G13	Clear	151°	Yes	Download
4	14	6500	2100	150	83	G13	Clear	151°	Yes	Download
4	17	3000	2550	150	82	G13	Clear	151°	Yes	Download
4	17	3500	2550	150	82	G13	Clear	151°	Yes	Download
4	17	4000	2550	150	82	G13	Clear	151°	Yes	Download
4	17	5000	2550	150	82	G13	Clear	151°	Yes	Download
4	17	4500	2550	150	82	G13	Clear	151°	Yes	Download
4	17	6500	2550	150	83	G13	Clear	151°	Yes	Download
4	17	3000	2176	128	82	G13	Frosted	140°	Yes	Download
4	17	3500	2176	128	82	G13	Frosted	140°	Yes	Download
4	17	4000	2176	128	82	G13	Frosted	140°	Yes	Download
4	17	4500	2176	128	82	G13	Frosted	140°	Yes	Download
4	17	5000	2550	150	82	G13	Frosted	140°	Yes	Download
4	17	6500	2176	128	83	G13	Frosted	140°	Yes	Download
4	20	3000	3000	150	82	G13	Clear	151°	Yes	Download
4	20	3500	3000	150	82	G13	Clear	151°	Yes	Download
4	20	4000	3000	150	82	G13	Clear	151°	Yes	Download
4	20	5000	3000	150	82	G13	Clear	151°	Yes	Download
4	20	4500	3000	150	83	G13	Clear	151°	Yes	Download
4	20	4500	2700	135	82	G13	Frosted	141°	Yes	Download
4	20	3000	2700	135	82	G13	Frosted	141°	Yes	Download
4	20	3500	2700	135	82	G13	Frosted	141°	Yes	Download
4	20	4000	2700	135	82	G13	Frosted	141°	Yes	Download
4	20	5000	2700	135	82	G13	Frosted	141°	Yes	Download
4	20	6500	2700	135	83	G13	Frosted	141°	Yes	Download

*Specifications, Warranty, and Qualifications can vary per item/SKU. See technical data sheets (TDS) for specific information.

© 2023 IKIO LED LIGHTING. All Rights Reserved. Products and technologies in this document may be covered by one or more Patents Pending. The product images shown are for illustration purposes only and may not be an exact representation of the product. Specifications subject to change without notice.

*Specifications, Warranty, and Qualifications can vary per item/SKU. See technical data sheets (TDS) for specific information.

© 2023 IKIO LED LIGHTING. All Rights Reserved. Products and technologies in this document may be covered by one or more Patents Pending. The product images shown are for illustration purposes only and may not be an exact representation of the product. Specifications subject to change without notice.

LINEAR LOW BAYS



Apex Linear Low Bay

Delphi Linear Low Bay

Simplex Linear Low Bay



Product Features:

- These low bays are lightweight, easy-to-install, and have a linear, low-profile design that allows wide light distribution, making them suitable for a large number of applications.
- Control-integrated, they come in multiple variants, from fixtures with individual CCTs & Powers (Simplex) to CCT & Power selectable (Delphi & Apex) variants to sensor-integrated (Apex) low bays. All are dimming capable.
- These luminaires offer superior illumination with up to 138 lm/W efficacy and 80+ CRI. Their low glare diffusing lens delivers brighter, diffused and uniform illumination.
- Ensured longevity (over 50,000 life hours) with rugged metal housing (aluminum/iron) and a durable high gloss matte powder finish. Functions in both dry and damp locations.
- Can be quickly and seamlessly linked together to create runs of lights (up to 50 units; it may vary as per fixture size).

Application Areas:

- Parking Lots
- Garages
- Warehouses
- Workshops & Production Areas
- Restaurants
- Retail Stores

Delphi Linear Low Bay 2' | 4'

Qualified Part Number: IK-SL02R | IK-SL04R | IK-SL08R



Not all product variations listed on this page are DLC qualified. Visit <https://www.designlights.org/apl> to confirm qualification.

SIZE	POWER SELECTABLE	CCT SELECTABLE	LUMEN OUTPUT	EFFICACY	CRI	DIFFUSER	COVER MATERIAL / LENS	BEAM ANGLE	DLC	SPEC SHEET
ft	W	K	lm	lm/W						
2	15 -18 -22 -25	3500 -4000 -5000	1905 - 2286 - 2794 - 3175	127	80	Frosted	Polycarbonate Lens: Round (Stocked)	120°	Yes	Download
4	30-36-40-50	3500 -4000 -5000	3810 - 4572 - 5080 - 6350	127	80	Frosted	Polycarbonate Lens: Round (Stocked)	120°	Yes	Download

Apex Linear Low Bay 8'

Daylight Sensor, Occupancy Sensor, Multifunction Sensor

Qualified Part Number: IK-LLB08



Not all product variations listed on this page are DLC qualified. Visit <https://www.designlights.org/apl> to confirm qualification.

SIZE	MAX POWER	CCT SELECTABLE	LUMEN OUTPUT	EFFICACY	CRI	DIFFUSER	COVER MATERIAL / LENS	BEAM ANGLE	SENSOR	DLC	SPEC SHEET
ft	W	K	lm	lm/W							
8	72.4	3000 -4000 -5000	6993-8392-10123	140	84	Frosted	Polycarbonate (Round)	130°	Yes	Yes	Download
8	72.4	3000 -4000 -5000	6993-8392-10123	140	84	Frosted	Polycarbonate (Round)	130°	No	Yes	Download

Accessories (Included In The Box)

ACCESSORIES NAME	ACCESSORIES PICTURE	DOCUMENT LINKS
Surface Mount Kit		Download
Microwave Motion Sensor		Download

Accessories (Sold Separately)

ACCESSORIES NAME	ACCESSORIES PICTURE	DOCUMENT LINKS
Linkable Plate		Download
Suspension Cable Kit		Download
Emergency LED Driver 8 W		Download
Microwave Motion Sensor Remote		Download

Simplex Linear Low Bay 4' | 8'



SIZE	POWER	COLOR TEMPERATURE	LUMEN OUTPUT	EFFICACY	CRI	DIFFUSER	BASE / POWER SUPPLY	BEAM ANGLE	DLC	SPEC SHEET
ft	W	K	lm	lm/W						
4	40	4000	5400	135	82	Frosted	Hard Wired	180°	No	Download
4	40	5000	5400	135	82	Frosted	Hard Wired	180°	No	Download
8	60	4000	8280	138	82	Frosted	Hard Wired	180°	No	Download
8	60	5000	8280	138	82	Frosted	Hard Wired	180°	No	Download

Limited Availability: Products Offered Until Stock Lasts.

*Specifications, Warranty, and Qualifications can vary per item/SKU. See technical data sheets (TDS) for specific information.

© 2023 IKIO LED LIGHTING. All Rights Reserved. Products and technologies in this document may be covered by one or more Patents Pending. The product images shown are for illustration purposes only and may not be an exact representation of the product. Specifications subject to change without notice.

*Specifications, Warranty, and Qualifications can vary per item/SKU. See technical data sheets (TDS) for specific information.

© 2023 IKIO LED LIGHTING. All Rights Reserved. Products and technologies in this document may be covered by one or more Patents Pending. The product images shown are for illustration purposes only and may not be an exact representation of the product. Specifications subject to change without notice.

MAGNETIC STRIP KITS



Striza Magnetic Strip Kit



Aimant Magnetic Retrofit Strip Kit



Product Features:

- This ready-to-go magnetic strip light comes with magnetic retrofit technology, that allows quick and seamless installation, making retrofitting traditional fixtures super convenient and timesaving. Perfect solution to upgrade traditional lights in existing panels, troffers, and vapor tight fixtures!
- It provides bright, clear lighting with no flickering or noise.
- Comes with wide aluminum carrier angles that provide improved heat dissipation and superb optic diffusion.
- The strip kit allows dimming (0-10 V) for better control.
- Its sleek, architectural grade design matches your existing fixtures and renders a neat appearance after retrofitting. The aluminum exterior and fine-quality Meanwell driver ensure longevity and durability.

Application Areas:

- For Retrofitting Old Fixtures in**
- Offices
 - Hospitals
 - Hotels
 - Restaurants
 - Schools
 - Factories
 - Other Commercial Areas



Striza Magnetic Strip Kit 4'

SIZE	POWER	STRIP	COLOR TEMPERATURE	LUMEN OUTPUT	EFFICACY	CRI	DIFFUSER	BEAM ANGLE	DLC	SPEC SHEET
ft	W		K	lm	lm/W					
4	40 (20x2 Strips)	2	4000	4400 (2200 lm x 2 Strips)	110	83	Frosted	120°	No	Download
4	40 (20x2 Strips)	2	5000	4720 (2360 lm x 2 Strips)	118	83	Frosted	120°	No	Download

Limited Availability: Products Offered Until Stock Lasts.



Aimant Magnetic Retrofit Strip Kit

SIZE	POWER	STRIP	COLOR TEMPERATURE	LUMEN OUTPUT	EFFICACY	CRI	DIFFUSER	BEAM ANGLE	DLC	SPEC SHEET
ft	W		K	lm	lm/W					
4	24	1	4000	3120	130	80	Frosted	120°	Yes	Download
4	24	1	5000	3120	130	80	Frosted	120°	Yes	Download
4	24	2	4000	3120	130	80	Frosted	120°	Yes	Download
4	24	2	5000	3120	130	80	Frosted	120°	Yes	Download
4	30	2	4000	3900	130	80	Frosted	120°	Yes	Download
4	30	2	5000	3900	130	80	Frosted	120°	Yes	Download
4	40	2	4000	5200	130	80	Frosted	120°	Yes	Download
4	40	2	5000	5200	130	80	Frosted	120°	Yes	Download

*Specifications, Warranty, and Qualifications can vary per item/SKU. See technical data sheets (TDS) for specific information.

© 2023 IKIO LED LIGHTING. All Rights Reserved. Products and technologies in this document may be covered by one or more Patents Pending. The product images shown are for illustration purposes only and may not be an exact representation of the product. Specifications subject to change without notice.

*Specifications, Warranty, and Qualifications can vary per item/SKU. See technical data sheets (TDS) for specific information.

© 2023 IKIO LED LIGHTING. All Rights Reserved. Products and technologies in this document may be covered by one or more Patents Pending. The product images shown are for illustration purposes only and may not be an exact representation of the product. Specifications subject to change without notice.

REFRIGERATION LIGHTS




Product Features:

- With IP66 rating, it is fog and corrosion resistant, hence are perfect for use in low temperature areas, such as freezers, coolers, and cold storage spaces.
- This refrigeration light is engineered to work on universal voltage and utilizes advanced optics to accurately focus lighting where it is needed.
- The luminaire starts instantly, is durable, and has minimal weight with a clear diffusing lens, all of which makes it an effective and long-lasting refrigeration lighting solution.
- It is environmentally friendly (no mercury), and you can have up to 10 lamps connected in a series, as per your need.

Application Areas:

- Walk-in Coolers
- Reach-in Coolers
- Cold Storage & Freezer Warehouses
- Other Refrigeration Areas



Frizo Refrigeration Light

SIZE	POWER	COLOR TEMPERATURE	LUMEN OUTPUT	EFFICACY	CRI	DIFFUSER	BASE / POWER SUPPLY	BEAM ANGLE	DIMMABLE	DLC	SPEC SHEET
ft	W	K	lm	lm/W							
3	13	4000	1625	125	80+	Clear	Hard Wired	120°	Non-Dimmable	No	Download
4	18	4000	2520	140	80+	Clear	Hard Wired	120°	Non-Dimmable	No	Download
4	18	5000	2520	140	80+	Clear	Hard Wired	120°	Non-Dimmable	No	Download
6	30	4000	3900	130	80+	Clear	Hard Wired	120°	Non-Dimmable	No	Download
6	30	5000	3900	130	80+	Clear	Hard Wired	120°	Non-Dimmable	No	Download

Limited Availability: Products Offered Until Stock Lasts.

*Specifications, Warranty, and Qualifications can vary per item/SKU. See technical data sheets (TDS) for specific information.

© 2023 IKIO LED LIGHTING. All Rights Reserved. Products and technologies in this document may be covered by one or more Patents Pending. The product images shown are for illustration purposes only and may not be an exact representation of the product. Specifications subject to change without notice.

*Specifications, Warranty, and Qualifications can vary per item/SKU. See technical data sheets (TDS) for specific information.

© 2023 IKIO LED LIGHTING. All Rights Reserved. Products and technologies in this document may be covered by one or more Patents Pending. The product images shown are for illustration purposes only and may not be an exact representation of the product. Specifications subject to change without notice.

DOWNLIGHTS

Orwin 6" | 8" | 10"



Product Features:

- These luminaires can deliver up to 3199 lm lighting and 90+ CRI, accentuated by a white baffle trim that blends seamlessly into interiors and reduces glare for soft and eye-pleasing illumination.
- The luminaires come with an ENERGY STAR rating, allowing you increased energy efficiency and higher savings.
- Perfect for ambient lighting, our downlights come with CCT & Power select technology, delivering augmented lighting control and flexibility in applications.
- Their splash-proof (IP44) rating makes them suitable for wet locations, while the industry-grade aluminum construction and effective heat dissipation contribute to their effective functioning for a long time.
- Designed with an integral whip that connects directly to a junction box (existing or independently mounted), these downlights are super easy to fix into shallow ceilings.
- The luminaires are dimming capable (0-10 V), allowing convenience of use.

Application Areas:

- Hotels
- Offices
- Restaurants
- Schools
- Malls
- Lobbies
- Retail Stores



Qualified Part Number : IK-DLR6L-121722-CCT



Orwin Downlight 6"

SIZE	POWER SELECTABLE	CCT SELECTABLE	LUMEN OUTPUT	EFFICACY	CRI	DIFFUSER	COVER MATERIAL / LENS	BEAM ANGLE	ENERGY STAR	SPEC SHEET
in	W	K	lm	lm/W						
6	12-17-22	2700-3000-3500-4000-5000	1045 -1484 -1790	90.24	91.7	Frosted	Polycarbonate	100°	Yes	Download

*Taken on default setting of 22 W all CCT



Qualified Part Number : IK-DLR8L-172430-CCT



Orwin Downlight 8"

SIZE	POWER SELECTABLE	CCT SELECTABLE	LUMEN OUTPUT	EFFICACY	CRI	DIFFUSER	COVER MATERIAL / LENS	BEAM ANGLE	ENERGY STAR	SPEC SHEET
in	W	K	lm	lm/W						
8	17-24-30	3000-4000-5000	1615 -2160 - 2587	95.64	93.6	Frosted	Polycarbonate	100°	Yes	Download

*Taken on default setting of 30 W all CCT



Qualified Part Number : IK-DLR10L-223038-CCT



Orwin Downlight 10"

SIZE	POWER SELECTABLE	CCT SELECTABLE	LUMEN OUTPUT	EFFICACY	CRI	DIFFUSER	COVER MATERIAL / LENS	BEAM ANGLE	ENERGY STAR	SPEC SHEET
in	W	K	lm	lm/W						
10	22-30-38	2700-3000-3500-4000-5000	2006-2583-3199	94	91.4	Frosted	Polycarbonate	100°	Yes	Download

*Taken on default setting of 38 W all CCT

Accessories (Sold Separately)

ACCESSORIES NAME	ACCESSORIES PICTURE	DOCUMENT LINKS
Emergency Pack for LED Fixture 18 W / 90 Min / Split Type / L DC		Download

*Specifications, Warranty, and Qualifications can vary per item/SKU. See technical data sheets (TDS) for specific information.

© 2023 IKIO LED LIGHTING. All Rights Reserved. Products and technologies in this document may be covered by one or more Patents Pending. The product images shown are for illustration purposes only and may not be an exact representation of the product. Specifications subject to change without notice.

*Specifications, Warranty, and Qualifications can vary per item/SKU. See technical data sheets (TDS) for specific information.

© 2023 IKIO LED LIGHTING. All Rights Reserved. Products and technologies in this document may be covered by one or more Patents Pending. The product images shown are for illustration purposes only and may not be an exact representation of the product. Specifications subject to change without notice.

RETROFIT LAMPS

Corn Bulbs



This image is for illustration purposes only.

Ace Corn Bulb



Spelta Corn Bulb



Product Features:

- These corn bulbs are a direct retrofit solution for traditional high-pressure sodium and metal halide sources in enclosed fixtures, such as wall packs, canopy lights, high bays, and shoebox lights. Their compact form can easily fit into the tightest of fixtures, making retrofitting as easy as a breeze.
- They are available in both fixed CCTs and Powers (Spelta & Spelta Pro) and CCT & Power selectable (Ace) models, catering to a wide range of applications.
- All retrofit lamps come with a 360° beam angle that results in equal light distribution at all positions, giving off flicker-free, clear, and uniform lighting.
- With high-voltage surge protection and features like hollow heat sink for improved heat management and exceptional efficacy (up to 120 lm/W), these luminaires deliver bright, energy-efficient, long-lasting performance. They come with silicone gaskets.

Application Areas:

- Perfect Retrofit Bulb for Traditional Lights in**
- Warehouses
 - Garages
 - Parking Lots
 - Street Lighting
 - Security Zones
 - Walkways



Qualified Part Number: IK-CRL2



Not all product variations listed on this page are DLC qualified. Visit <https://www.designlights.org/qpl> to confirm qualification.

Ace Corn Bulb

MAX POWER	CCT SELECTABLE	LUMEN OUTPUT	EFFICACY	CRI	BASE	COVER MATERIAL / LENS	BEAM ANGLE	FINISH	DLC	SPEC SHEET
W	K	lm	lm/W							
54	3000-4000-5000	4872.6-6090.7-7309	135.35	80	E26 / E39 / EX39	Polycarbonate	285°	White	Yes	Download
122.33	3000-4000-5000	10746.4-13433-16432	134.33	80	E39 / EX39	Polycarbonate	285°	White	Yes	Download



Spelta Corn Bulb

POWER	COLOR TEMPERATURE	LUMEN OUTPUT	EFFICACY	CRI	DIFFUSER	BASE / POWER SUPPLY	BEAM ANGLE	FINISH	DLC	SPEC SHEET
W	K	lm	lm/W							
27	5000	3240	120	80+	Clear	Hard Wired / E26 or E(X)39	360°	White	No	Download
36	5000	4320	120	80+	Clear	Hard Wired / E26 or E(X)39	1360°	White	No	Download

Limited Availability: Products Offered Until Stock Lasts.

*Specifications, Warranty, and Qualifications can vary per item/SKU. See technical data sheets (TDS) for specific information.

© 2023 IKIO LED LIGHTING. All Rights Reserved. Products and technologies in this document may be covered by one or more Patents Pending. The product images shown are for illustration purposes only and may not be an exact representation of the product. Specifications subject to change without notice.

*Specifications, Warranty, and Qualifications can vary per item/SKU. See technical data sheets (TDS) for specific information.

© 2023 IKIO LED LIGHTING. All Rights Reserved. Products and technologies in this document may be covered by one or more Patents Pending. The product images shown are for illustration purposes only and may not be an exact representation of the product. Specifications subject to change without notice.

HIGH BAYS

Linear High Bays



Lineo Linear High Bay



Lior Linear High Bay



Amplin Linear High Bay



Amplin Gen2 Linear High Bay



Superia Linear High Bay



Product Features:

- Integrated with selectively sourced, premium-quality LEDs, our high bays deliver bright, uniform lighting for a long time (50000-100000 hours, model-wise), needing fewer replacements and reducing costs.
- These linear high bays not only offer leading-edge efficacy (up to 154 lm/W), but also great control and scalability with CCT & Power select feature (Lineo). We offer premium linear high bays in individual CCTs and Powers as well (Superia & Amplin).

- They are dimming capable (0-10 V). Sensor option is also available on select models for controlled lighting experience.
- Their sturdy construction (with iron/ aluminum/polycarbonate housing) and robust heat sink result in excellent heat dispersion and overall better performance.
- Warranty available—5-year/7-year/10-year. It varies as per the model.

Application Areas:

- Large Warehouses
- Manufacturing Facilities
- Athletic Facilities
- Workshops
- Auditoriums
- Airport Hangars

Lineo Linear High Bay




Qualified Part Number: IK-LHBL2



Not all product variations listed on this page are DLC qualified. Visit <https://www.designlights.org/qpl> to confirm qualification.

MAX POWER	CCT SELECTABLE	LUMEN OUTPUT	EFFICACY	CRI	DIFFUSER	COVER MATERIAL / LENS	BEAM ANGLE	FINISH	DLC	SPEC SHEET
W	K	lm	lm/W							
159.5	4000-5000	11332-15581.5-19122.7-22597	141.65	86	Frosted	Polycarbonate	90°	White	Yes	Download

Lior Linear High Bay



Qualified Part Number: IK-LHBL3



Not all product variations listed on this page are DLC qualified. Visit <https://www.designlights.org/qpl> to confirm qualification.

MAX POWER	CCT SELECTABLE	LUMEN OUTPUT	EFFICACY	CRI	DIFFUSER	COVER MATERIAL / LENS	BEAM ANGLE	SENSOR	DLC	SPEC SHEET
W	K	lm	lm/W							
320.7	4000-5000	30696.6-41161.35-44751	139.53	86	Frosted	Polycarbonate	90°	No	Yes	Download
400-500-600	4000-5000	61781.4-72156.7-83645.8	147.27-140.62-138.38	80+	Frosted	Polycarbonate	90°	No	No	Download
154	4000-5000	17017-20111-23816	154.7	84	Frosted	Polycarbonate	90°	No	Yes	Download
398.9	4000-5000	28714-34457-45942-57266	143.57	85	Frosted	Polycarbonate	90°	No	Yes	Download
154	4000-5000	17017-20111-23816	154.7	84	Frosted	Polycarbonate	90°	Yes	Yes	Download

Accessories (Included In The Box)

ACCESSORIES NAME	ACCESSORIES PICTURE	DOCUMENT LINKS
Chain Mount Cable		Download

Accessories (Sold Separately)

ACCESSORIES NAME	ACCESSORIES PICTURE	DOCUMENT LINKS
Pendant Mounting Kit		Download
Surface Mounting Kit		Download
Wire Guard		Download

ACCESSORIES NAME	ACCESSORIES PICTURE	DOCUMENT LINKS
Emergency LED Driver		Download
Microwave Motion Sensor		Download
Sensor Remote		Download

*Specifications, Warranty, and Qualifications can vary per item/SKU. See technical data sheets (TDS) for specific information.

© 2023 IKIO LED LIGHTING. All Rights Reserved. Products and technologies in this document may be covered by one or more Patents Pending. The product images shown are for illustration purposes only and may not be an exact representation of the product. Specifications subject to change without notice.

*Specifications, Warranty, and Qualifications can vary per item/SKU. See technical data sheets (TDS) for specific information.

© 2023 IKIO LED LIGHTING. All Rights Reserved. Products and technologies in this document may be covered by one or more Patents Pending. The product images shown are for illustration purposes only and may not be an exact representation of the product. Specifications subject to change without notice.



Qualified Part Number: IK-HBAX



Not all product variations listed on this page are DLC qualified. Visit <https://www.designlights.org/qpl> to confirm qualification.

Amplin Linear High Bay

POWER	COLOR TEMPERATURE	LUMEN OUTPUT	EFFICACY	CRI	DIFFUSER	COVER MATERIAL / LENS	BEAM ANGLE	SENSOR	DLC	SPEC SHEET
W	K	lm	lm/W							
99.9	5000	14805	148.16	85	Frosted	Polycarbonate	120°	Yes	Yes	Download
99.9	5000	14715	147.34	85	Frosted	Polycarbonate	120°	Yes	Yes	Download
149.9	5000	21905	146.16	84	Frosted	Polycarbonate	120°	Yes	Yes	Download
149	5000	21498	144.32	84	Frosted	Polycarbonate	120°	Yes	Yes	Download
198.7	5000	29235	147.1	83	Frosted	Polycarbonate	120°	No	Yes	Download
199.8	5000	28034	140.32	86	Frosted	Polycarbonate	120°	Yes	Yes	Download
199.9	5000	28193	141.02	86	Frosted	Polycarbonate	120°	Yes	Yes	Download
238.1	5000	35148	147.61	85	Frosted	Polycarbonate	120°	Yes	Yes	Download
239.9	5000	35532	148.11	86	Frosted	Polycarbonate	120°	Yes	Yes	Download
299.9	5000	44101	147.04	84	Frosted	Polycarbonate	120°	Yes	Yes	Download
299.9	5000	43885	146.35	84	Frosted	Polycarbonate	120°	Yes	Yes	Download
303.5	5000	44685	147.24	85	Frosted	Polycarbonate	120°	No	Yes	Download



Amplin Gen 2 Linear High Bay

POWER	COLOR TEMPERATURE	LUMEN OUTPUT	EFFICACY	CRI	DIFFUSER	COVER MATERIAL / LENS	BEAM ANGLE	LIGHT DISTRIBUTION	DLC	SPEC SHEET
W	K	lm	lm/W							
75-100-150	5000	11358-15144-21419	151.44	85	Frosted	Polycarbonate	Type VS	120°	Yes	Download
100 -150 -200	5000	14877-22315.5-29973	148.77	86	Frosted	Polycarbonate	Type VS	120°	Yes	Download
200 -240 -300	5000	26828-32194.6-36846	134.14	86	Frosted	Polycarbonate	Type VS	120°	Yes	Download

Accessories (Included In The Box)

ACCESSORIES NAME	ACCESSORIES PICTURE	DOCUMENT LINKS
Suspension Cable Kit		Download

Accessories (Sold Separately)

ACCESSORIES NAME	ACCESSORIES PICTURE	DOCUMENT LINKS
Microwave Smart Sensor (Black)		Download
Microwave Smart Sensor (White)		Download
Microwave Smart Remote		Download
Emergency Pack for LED Fixture 18 W/90 Min/Split Type/L		Download
Emergency Pack for LED Fixture 10 W/90 Min/Split Type/L		Download



Qualified Part Number: IK-HBPX



Superia Linear High Bay

POWER	COLOR TEMPERATURE	LUMEN OUTPUT	EFFICACY	CRI	DIFFUSER	BASE / POWER SUPPLY	BEAM ANGLE	LIGHT DISTRIBUTION	DLC	SPEC SHEET
W	K	lm	lm/W							
60	5000	10800	180	80	Clear	Hard Wire	120°	Type VS	No	Download
200	5000	36000	180	80	Clear	Hard Wire	120°	Type VS	No	Download

Limited Availability: Products Offered Until Stock Lasts.

*Specifications, Warranty, and Qualifications can vary per item/SKU. See technical data sheets (TDS) for specific information.

HIGH BAYS

Round High Bays



Upstar Round High Bay

Rodella Round High Bay



Product Features:

- Elegant and compact in design, these luminaires are super easy to install (with quick screw-in feature), enhance aesthetics, and ensure a hassle-free lighting upgrade.
 - These high bays come in both—individual CCTs and Powers (Rodella) and with CCT & Power selectable capability (Upstar). They are dimming capable (0-10 V) as well.
 - With the support of clear diffusing lens and top-quality Meanwell driver, these luminaires produce uniform illumination of up to 142 lm/W in higher output models.
- The luminaire comes with a thick, die-cast heat sink made to allow optimal heat dissipation, resulting in enhanced performance.
 - Functions effectively against the odds with 5-6 kV built-in surge protection and wet location suitability (IP65 rated).
 - With 50000-100000 life hours and 7-10 years warranty (depending on the model), these high bays ensure lasting performance and fewer replacements.

Application Areas:

- Large Warehouses
- Manufacturing Facilities
- Athletic Facilities
- Workshops
- Auditoriums
- Airport Hangars

Upstar Round High Bay



Qualified Part Number: IK-UFHB



Not all product variations listed on this page are DLC qualified. Visit <https://www.designlights.org/qpl> to confirm qualification.

MAX POWER	CCT SELECTABLE	LUMEN OUTPUT	EFFICACY	CRI	DIFFUSER	COVER MATERIAL / LENS	BEAM ANGLE	DLC	SPEC SHEET
W	K	lm	lm/W						
246.2	3500-4000-5000	13148-19722-26296-32365	131.48	82	Clear	Polycarbonate	90°	Yes	Download

Accessories (Included In The Box)

ACCESSORIES NAME	ACCESSORIES PICTURE	DOCUMENT LINKS
Eye Bolt-Black		Download

Accessories (Sold Separately)

ACCESSORIES NAME	ACCESSORIES PICTURE	DOCUMENT LINKS
AL Reflector		Download
PC Reflector		Download
Yoke Mount-Black		Download
Wire Guard		Download

ACCESSORIES NAME	ACCESSORIES PICTURE	DOCUMENT LINKS
Microwave Motion Sensor		Download
Sensor Remote		Download
Emergency LED Driver (40 W)		Download
M10-3/4" Adapter		Download

Rodella Round High Bay



POWER	COLOR TEMPERATURE	LUMEN OUTPUT	EFFICACY	CRI	DIFFUSER	COVER	BASE / POWER SUPPLY	BEAM ANGLE	DLC	SPEC SHEET
W	K	lm	lm/W							
147.8	3500	20848.9	141.06	72.4	Clear	Tempered Glass	Hard Wired	120°	No	Download
147.8	4000	20848.9	141.06	72.4	Clear	Tempered Glass	Hard Wired	120°	No	Download
235.1	5000	33599.5	142.92	72.4	Clear	Tempered Glass	Hard Wired	120°	No	Download

Limited Availability: Products Offered Until Stock Lasts.

*Specifications, Warranty, and Qualifications can vary per item/SKU. See technical data sheets (TDS) for specific information.


© 2023 IKIO LED LIGHTING. All Rights Reserved. Products and technologies in this document may be covered by one or more Patents Pending. The product images shown are for illustration purposes only and may not be an exact representation of the product. Specifications subject to change without notice.

*Specifications, Warranty, and Qualifications can vary per item/SKU. See technical data sheets (TDS) for specific information.

© 2023 IKIO LED LIGHTING. All Rights Reserved. Products and technologies in this document may be covered by one or more Patents Pending. The product images shown are for illustration purposes only and may not be an exact representation of the product. Specifications subject to change without notice.

CANOPY LIGHTS

Fuel Pump Canopy Lights



Delphi Fuel Pump Canopy Light



Canolux Gas Station Canopy Light



Product Features:

- Provide superb vertical illumination, resulting in improved location visibility and visualness of the incoming traffic, and hence, work excellently in places like drive-thru restaurants and gas/service stations.
- With low-profile, stylish design and good luminance (Up to 124 lm/W), they light up the area effectively and incur cheaper operational costs.
- Available in two variants—light with fixed CCTs and Powers, and light with CCT & Power select capability— for flexibility in various applications; is dimming capable (0-10 V).
- 4 kV surge protected, IP65/IP66 rated, and works well in ambient operating temperatures.

Application Areas:

- Gas Stations
- Parking Lots
- Warehouses
- Garages
- Hospitals
- Walkways
- Commercial Spaces
- Industrial Areas



Qualified Part Number: IK-CPSL



Not all product variations listed on this page are DLC qualified. Visit <https://www.designlights.org/qpl> to confirm qualification.

Delphi Fuel Pump Canopy Light

POWER SELECTABLE	CCT SELECTABLE	LUMEN OUTPUT	EFFICACY	CRI	VOLTAGE	LIGHT DISTRIBUTION	BEAM ANGLE	FINISH	DLC	SPEC SHEET
W	K	lm	lm/W							
30-40-50.8	3000-4000-5000	3900-4978.4-6320	124.46	74	120-277 V	Type I, Very Short	155.6°	Bronze	Yes	Download
30-40-49.8	3000-4000-5000	3900-4928.4-6135	123.21	74	120-347 V	Type I, Very Short	158.3°	Bronze	Yes	Download



Qualified Part Number: IK-GSCL



Not all product variations listed on this page are DLC qualified. Visit <https://www.designlights.org/qpl> to confirm qualification.

Canolux Gas Station Canopy Light

MAX POWER	CCT SELECTABLE	LUMEN OUTPUT	EFFICACY	CRI	VOLTAGE	LIGHT DISTRIBUTION	BEAM ANGLE	FINISH	DLC	SPEC SHEET
W	K	lm	lm/W							
151	4000-5000-5700	14633-17559-22097	146.33	83	120-277 V	Type V, Very Short	120°	White	Yes	Download

Accessories (Sold Separately)

ACCESSORIES NAME	ACCESSORIES PICTURE	DOCUMENT LINKS
MICROWAVE MOTION SENSOR		Download

*Specifications, Warranty, and Qualifications can vary per item/SKU. See technical data sheets (TDS) for specific information.

© 2023 IKIO LED LIGHTING. All Rights Reserved. Products and technologies in this document may be covered by one or more Patents Pending. The product images shown are for illustration purposes only and may not be an exact representation of the product. Specifications subject to change without notice.

*Specifications, Warranty, and Qualifications can vary per item/SKU. See technical data sheets (TDS) for specific information.

© 2023 IKIO LED LIGHTING. All Rights Reserved. Products and technologies in this document may be covered by one or more Patents Pending. The product images shown are for illustration purposes only and may not be an exact representation of the product. Specifications subject to change without notice.

VAPORT TIGHT LIGHTS



Qualified Part Number: IK-TPS1






Not all product variations listed on this page are DLC qualified. Visit <https://www.designlights.org/qpl> to confirm qualification.

Nevo Vapor Tight Lights 2' | 4'

MAX POWER	CCT SELECTABLE	LUMEN OUTPUT	EFFICACY	CRI	VOLTAGE	LIGHT DISTRIBUTION	BEAM ANGLE	FINISH	DLC	SPEC SHEET
W	K	lm	lm/W							
24.9	3000-4000-5000	2059-2745-3413	137.25	84	120-277 V	Type I, Very Short	120°	Gray	Yes	Download
38	3000-4000-5000	2716-4074-5154	135.81	84	120-347 V	Type I, Very Short	120°	Gray	Yes	Download

Accessories (Sold Separately)

ACCESSORIES NAME	ACCESSORIES PICTURE	DOCUMENT LINKS
MICROWAVE MOTION SENSOR		Download
MICROWAVE MOTION SENSOR REMOTE		Download
EMERGENCY LED DRIVER		Download

Product Features:

- Comes with CCT and power select capability, allowing better control to the user.
- Provides high efficacy and uniform lighting that enhances visual comfort and is also safe for the eyes.
- Designed for energy efficiency, the luminaire is very durable, has a long lifespan, and offers great savings.
- Instant start without the nuisance of flickering or humming.
- Dimming capable and can be used in wet locations (IP65 rating).

Application Areas:

- Workshops
- Warehouses
- Parking Lots
- Hallways


*Specifications, Warranty, and Qualifications can vary per item/SKU. See technical data sheets (TDS) for specific information.

© 2023 IKIO LED LIGHTING. All Rights Reserved. Products and technologies in this document may be covered by one or more Patents Pending. The product images shown are for illustration purposes only and may not be an exact representation of the product. Specifications subject to change without notice.

*Specifications, Warranty, and Qualifications can vary per item/SKU. See technical data sheets (TDS) for specific information.

© 2023 IKIO LED LIGHTING. All Rights Reserved. Products and technologies in this document may be covered by one or more Patents Pending. The product images shown are for illustration purposes only and may not be an exact representation of the product. Specifications subject to change without notice.

OUTDOOR LIGHTING



Flood Lights

P-57



Dynamo 3
Stadium Flood Light

P-58



Dynamo 4 Pro
Stadium Flood Light

P-58



Raydent
Stadium Flood Light

P-58



Raydent Gen2
Stadium Flood Light

P-59



Chromix RGBW
Stadium Flood Light

P-59



Novus
Architectural Flood Light

P-59



Magnus
Architectural Flood Light

Area Lights

P-61



Areon
Area Luminaire

P-61-62



Locus
Area Luminaire

P-62



Locus Gen2 Area
Luminaire

P-65



Hexacule
High Mast Light

P-67



Maxton Yard Light

Wall Packs

P-69



Delphi Wall Pack
(Full Cutoff)

P-69



Delphi Wall Pack
(Semi Cutoff)

P-69



Edin Wall Pack
(Semi Cutoff)

P-70



Delphi
Mini Wall Pack

P-70



Ove Emergency Mini
Wallpack Pack

*Specifications, Warranty, and Qualifications can vary per item/SKU. See technical data sheets (TDS) for specific information.

© 2023 IKIO LED LIGHTING. All Rights Reserved. Products and technologies in this document may be covered by one or more Patents Pending. The product images shown are for illustration purposes only and may not be an exact representation of the product. Specifications subject to change without notice.

*Specifications, Warranty, and Qualifications can vary per item/SKU. See technical data sheets (TDS) for specific information.

© 2023 IKIO LED LIGHTING. All Rights Reserved. Products and technologies in this document may be covered by one or more Patents Pending. The product images shown are for illustration purposes only and may not be an exact representation of the product. Specifications subject to change without notice.

FLOOD LIGHTS

Stadium / Architectural Flood Lights



Dynamo 3 Stadium Flood Light



Dynamo 4 Pro Stadium Flood Light



Raydent Stadium Flood Light



Raydent Gen2 Stadium Flood Light



Chromix RGBW Stadium Flood Light



Magnus Architectural Flood Light



Novus Architectural Flood Light



Product Features:

- High-performance lights with superior efficacy (up to 163 lm/W) supported by premium-quality polycarbonate lens, rendering wide-angle, high-intensity illumination across large spaces like stadiums and big sports venues.
- Incorporating Synapse Wireless Control Technology, these luminaires offer ease of handling and management, regardless of the type and size of the fixtures.
- To meet your versatile needs, the flood lights come in multiple variants — with fixed CCTs and Powers (Dynamo 3, Dynamo 3 Pro, and Capella) made specifically for larger spaces, as well as with RGBW select (Chromix) and CCT & Power select (Magnus & Novus) capability for architectural illumination.

- Easily withstand harsh weather; come with an IP66/IP65 rating for dusty and wet locations, IK08 rating for impact resistance, and a wind shear rating of 127.5 mph against high winds. With an EPA of up to 1.59 ft², they stand strong for a long time.
- Superior construction, which includes die-cast aluminum housing, integrated cooling system, and multi-faceted optics. Adjustable angle (in select mode) (in select model) and dimming option, these flood lights ensure greater and longer lighting experience (up to 100000 life hours).

Application Areas:

- Stadiums and Sports Venues
- Light Towers
- Outdoor Advertising
- Gymnasiums Plazas
- Airports
- Courtyards
- Public Areas
- Ports

Dynamo 3 Stadium Flood Light



Qualified Part Number: **IK-SLEL2**
Only 500 W fixtures are DLC qualified.



Not all product variations listed on this page are DLC qualified. Visit <https://www.designlights.org/qpl> to confirm qualification.

POWER	VOLTAGE	COLOR TEMPERATURE	LUMEN OUTPUT	EFFICACY	CRI	EPA (EFFECTIVE PROJECTED AREA)	WIND SHEAR RATING	LIGHT DISTRIBUTION	BEAM ANGLE	DLC	SPEC SHEET
W		K	lm	lm/W		ft²	mph				
300	277 - 480	3000	45235.29	148.4	72.6	1.59	127.5	Type VS	30°	No	Download
300	277 - 480	4000	47038.16	157.1	72.6	1.59	127.5	Type VS	30°	No	Download
300	277 - 480	5000	48841.03	163.1	72.6	1.59	127.5	Type VS	30°	No	Download
301.7	100 - 277	5700	47765	158.3	75	1.59	127.5	Type VS	30°	Yes	Download
300.9	100 - 277	3000	45851	152.4	72	1.59	127.5	Type VS	30°	Yes	Download
301.3	100 - 277	3500	46234	153.4	72	1.59	127.5	Type VS	30°	Yes	Download
301.3	100 - 277	4000	46617	154.7	72	1.59	127.5	Type VS	30°	Yes	Download
301.3	100 - 277	4500	46999	156	72	1.59	127.5	Type VS	30°	Yes	Download
301.3	100 - 277	5000	47382	157.3	72	1.59	127.5	Type VS	30°	Yes	Download
400	100 - 277	3000	61183.49	153.6	73.7	1.59	127.5	Type I, Very Short	30°	No	Download
400	277 - 480	3000	61383.12	153.8	73.7	1.59	127.5	Type I, Very Short	30°	No	Download
400	100 - 277	4000	62129.65	155.7	73.7	1.59	127.5	Type I, Very Short	30°	No	Download
400	277 - 480	4000	62311.28	156.4	73.7	1.59	127.5	Type I, Very Short	30°	No	Download
400	100 - 277	5000	63075.8	158	73.7	1.59	127.5	Type I, Very Short	30°	No	Download
400	277 - 480	5000	63239.45	158.7	73.7	1.59	127.5	Type I, Very Short	30°	No	Download
496.2	100 - 277	3000	74529.2	150.2	73.5	1.59	127.5	Type I, Very Short	30°	Yes	Download
497.2	277 - 480	3000	74928	150.7	73.5	1.59	127.5	Type I, Very Short	30°	Yes	Download
495.6	100 - 277	3500	75028.1	151.4	73.5	1.59	127.5	Type I, Very Short	30°	Yes	Download
496.5	277 - 480	3500	75595.5	152.2	73.5	1.59	127.5	Type I, Very Short	30°	Yes	Download
495.6	100 - 277	4000	75526.9	152.4	73.5	1.59	127.5	Type I, Very Short	30°	Yes	Download
496.5	277 - 480	4000	76263	153.6	73.5	1.59	127.5	Type I, Very Short	30°	Yes	Download
495.6	100 - 277	4500	76025.8	153.4	73.5	1.59	127.5	Type I, Very Short	30°	Yes	Download
496.5	277 - 480	4500	76930.6	154.9	73.5	1.59	127.5	Type I, Very Short	30°	Yes	Download
495.6	100 - 277	5000	76524.7	154.4	73.5	1.59	127.5	Type I, Very Short	30°	Yes	Download
496.5	277 - 480	5000	77598.1	156.3	73.5	1.59	127.5	Type I, Very Short	30°	Yes	Download
495	100 - 277	5700	77023.5	155.6	73.1	1.59	127.5	Type I, Very Short	30°	Yes	Download
495.9	277 - 480	5700	78265.6	157.8	73.3	1.59	127.5	Type I, Very Short	30°	Yes	Download
600	100 - 277	3000	84656.95	140.9	73.1	1.59	127.5	Type I, Very Short	30°	No	Download
600	277 - 480	3000	87902.82	145.8	73.1	1.59	127.5	Type I, Very Short	30°	No	Download
600	100 - 277	4000	86073.06	143.1	73.1	1.59	127.5	Type I, Very Short	30°	No	Download
600	277 - 480	4000	89329.55	148.1	73.1	1.59	127.5	Type I, Very Short	30°	No	Download
600	100 - 277	5000	87489.17	145.4	73.1	1.59	127.5	Type I, Very Short	30°	No	Download
600	277 - 480	5000	90756.28	150.4	73.1	1.59	127.5	Type I, Very Short	30°	No	Download

300W - Made to Order Only.

Accessories (Included In The Box)

ACCESSORIES NAME	ACCESSORIES PICTURE	DOCUMENT LINKS
Shield		Download
Yoke Mounting Bracket		Download

Accessories (Sold Separately)

ACCESSORIES NAME	ACCESSORIES PICTURE	DOCUMENT LINKS
Slip Fitter Mounting Bracket		Download
Laser Aiming Device		Download
Synapse- Wireless Control System		Download

*Specifications, Warranty, and Qualifications can vary per item/SKU. See technical data sheets (TDS) for specific information.

© 2023 IKIO LED LIGHTING. All Rights Reserved. Products and technologies in this document may be covered by one or more Patents Pending. The product images shown are for illustration purposes only and may not be an exact representation of the product. Specifications subject to change without notice.

*Specifications, Warranty, and Qualifications can vary per item/SKU. See technical data sheets (TDS) for specific information.

© 2023 IKIO LED LIGHTING. All Rights Reserved. Products and technologies in this document may be covered by one or more Patents Pending. The product images shown are for illustration purposes only and may not be an exact representation of the product. Specifications subject to change without notice.



Dynamo 4 Pro Stadium Flood Light

POWER SELECTABLE	COLOR TEMPERATURE	LUMEN OUTPUT	EFFICACY	CRI	EPA (EFFECTIVE PROJECTED AREA)	HOUSING	BEAM ANGLE	DLC	SPEC SHEET
W	K	lm	lm/W		ft²				
750-1000-1250	5000	99750-133000-159600	133	70+	3.4	Die-cast Aluminum	30°	No	Download
750-1000-1250	5000	103500-138000-165600	138	70+	3.4	Die-cast Aluminum	30°	No	Download



Qualified Part Number: **IK-SP08**



Not all product variations listed on this page are DLC qualified. Visit <https://www.designlights.org/qpl> to confirm qualification.

Raydent Stadium Flood Light

POWER	COLOR TEMPERATURE	LUMEN OUTPUT	EFFICACY	CRI	EPA (EFFECTIVE PROJECTED AREA)	DIFFUSER	HOUSING	BEAM ANGLE	DLC	SPEC SHEET
W	K	lm	lm/W		ft²					
753.7	4000K	118431	157.13	72	3.04	Clear	Aluminum	30°	Yes	Download
752.8	5000K	118487	157.4	72	3.04	Clear	Aluminum	30°	Yes	Download
751.8	5700K	118543	157.68	72	3.04	Clear	Aluminum	30°	Yes	Download



Not all product variations listed on this page are DLC qualified. Visit <https://www.designlights.org/qpl> to confirm qualification.

Raydent Gen2 Stadium Flood Light

POWER SELECTABLE	COLOR TEMPERATURE	LUMEN OUTPUT	EFFICACY	CRI	EPA (EFFECTIVE PROJECTED AREA)	HOUSING	BEAM ANGLE	DLC	SPEC SHEET
W	K	lm	lm/W		ft²				
750-1000-1250	5000	114000-151000-182400	151-152	70+	3.3	Die-cast Aluminum	30°	No	Download
750-1000-1250	5000	113250-151000-182400	151-152	70+	3.3	Die-cast Aluminum	30°	No	Download

Accessories (Sold Separately)

ACCESSORIES NAME	ACCESSORIES PICTURE	DOCUMENT LINKS
Photocell (3 Pin) AC277-480 V		Download
Photocell (5 Pin) AC277-480 V		Download
Photocell (7 Pin) AC277-480 V		Download
Photocell (3 PIN) SOCKET AC 0-480 V		Download
Photocell (5 PIN) SOCKET AC 0-480 V		Download
Photocell (7 PIN) Socket AC 0-480 V		Download

ACCESSORIES NAME	ACCESSORIES PICTURE	DOCUMENT LINKS
Surge Protection 10 kV		Download
Surge Protection 20 kV		Download
Slip Fitter Mounting Bracket		Download
Flood Mounting Bracket		Download
Shield		Download

*Specifications, Warranty, and Qualifications can vary per item/SKU. See technical data sheets (TDS) for specific information.

© 2023 IKIO LED LIGHTING. All Rights Reserved. Products and technologies in this document may be covered by one or more Patents Pending. The product images shown are for illustration purposes only and may not be an exact representation of the product. Specifications subject to change without notice.



Chromix RGBW Stadium Flood Light

POWER	COLOR	LUMEN OUTPUT	EFFICACY	CRI	EPA (EFFECTIVE PROJECTED AREA)	WIND SHEAR RATING	LIGHT DISTRIBUTION	BEAM ANGLE	DLC	SPEC SHEET
W		lm	lm/W		ft²	mph				
300	Red, Green, Blue, White	39000	130	80+	1.59	116.3	Type I, Very Short	30°	No	Download
400	Red, Green, Blue, White	52000	130	80+	1.59	116.3	Type I, Very Short	30°	No	Download
500	Red, Green, Blue, White	65000	130	80+	1.59	116.3	Type I, Very Short	30°	No	Download
600	Red, Green, Blue, White	78000	130	80+	1.59	116.3	Type I, Very Short	30°	No	Download



Qualified Part Number: **IK-FL05**



Not all product variations listed on this page are DLC qualified. Visit <https://www.designlights.org/qpl> to confirm qualification.

Novus Architectural Flood Light

MAX POWER	CCT SELECTABLE	LUMEN OUTPUT	EFFICACY	CRI	EPA (EFFECTIVE PROJECTED AREA)	DIFFUSER	COVER MATERIAL /LENS	BEAM ANGLE	DLC	SPEC SHEET
W	K	lm	lm/W		ft²					
55	3000-4000-5000	1875-3750-6875	125	84	0.14	Clear	UV Stabilized Polycarbonate	30°	Yes	Download



Qualified Part Number: **IK-FLB02**



Not all product variations listed on this page are DLC qualified. Visit <https://www.designlights.org/qpl> to confirm qualification.

Magnus Architectural Flood Light

MAX POWER	CCT SELECTABLE	LUMEN OUTPUT	EFFICACY	CRI	EPA (EFFECTIVE PROJECTED AREA)	DIFFUSER	COVER MATERIAL /LENS	BEAM ANGLE	DLC	SPEC SHEET
W	K	lm	lm/W		ft²					
211.54	3000-4000-5000	13394-20091-28333.2	133.94	70	1.4	Clear	Polycarbonate	140°x120°	Yes	Download

Accessories (Included In The Box)

ACCESSORIES NAME	ACCESSORIES PICTURE	DOCUMENT LINKS
Photocell (3 Pin) Socket AC100-277 V		Download

Accessories (Sold Separately)

ACCESSORIES NAME	ACCESSORIES PICTURE	DOCUMENT LINKS
Flood Mounting Bracket-Bronze		Download
Slip Fitter Mounting Bracket-Bronze		Download
Shorting Cap		Download

ACCESSORIES NAME	ACCESSORIES PICTURE	DOCUMENT LINKS
Photocell (3 Pin) AC100-277 V		Download
Photocell (5 Pin) AC100-277V		Download
Photocell (7 Pin) AC100-277V		Download

*Specifications, Warranty, and Qualifications can vary per item/SKU. See technical data sheets (TDS) for specific information.

© 2023 IKIO LED LIGHTING. All Rights Reserved. Products and technologies in this document may be covered by one or more Patents Pending. The product images shown are for illustration purposes only and may not be an exact representation of the product. Specifications subject to change without notice.

AREA LUMINAIRES



Product Features:

- Engineered to withstand harsh weather and external elements. With IP65 & IP66 ratings (waterproof and dustproof), wind shear rating (117 mph), and EPA (1.2 ft²), they undoubtedly deliver powerful and lasting performance. Their durability is further enhanced by their quality metal body made of die-cast aluminum, reliable heat sink, and quality Polycarbonate lens.
 - They are designed for Dark Sky compliant performance, eliminating any kind of undesirable sky glow.
 - With an efficacy of up to 141 lm/W and multiple lumen packages (up to 13323 lm), these lights can efficiently illuminate your premises, expansive outdoor spaces, or any other areas that need enhanced security and visibility.
 - Come in two variants—Locus Area Luminaire with individual CCTs and Powers, and Areon Area Luminaire with CCT & Power select technology.
- Installation-friendly with a quick mount bracket; meaning, installer can be hands free when establishing electrical connections. The luminaires come with multiple bracket options to suit your varying mounting requirements.
 - Delivers Type III light distribution to meet your optimal lighting coverage expectations; is provided in other distribution types as well on request.
 - Dimming integrated for optimized lighting control. Also compatible with all types of sensors—from 3-pin/5-pin/7-pin photocell sensor to PIR sensor to microwave motion sensor and remote sensor.
- Garages
 - Walkways
 - Schools
 - Highway Lighting
 - Street Lighting
 - Security Zones
 - Residential Buildings

Application Areas:



Qualified Part Number: **IK-SBSLG2**



Not all product variations listed on this page are DLC qualified. Visit <https://www.designlights.org/qpl> to confirm qualification.

Areon Area Luminaire

MAX POWER	CCT SELECTABLE	LUMEN OUTPUT	EFFICACY	CRI	VOLTAGE	FINISH	EPA (EFFECTIVE PROJECTED AREA)	BEAM ANGLE	DLC	SPEC SHEET
W	K	lm	lm/W				ft²			
151.22	3000 -4000 -5000	9378.6 -13398 -20261	133.98	70	120-277 V	Bronze	1.2	150° x 90°	Yes	Download
151.22	3000 -4000 -5000	9378.6 -13398 -20261	133.98	70	120-277 V	White	1.2	150° x 90°	Yes	Download
305.93	3000 -4000 -5000	19438.5 -25918 -31101.6 -39646.7	129.59	70	100-277 V	Bronze	1.92	150° x 90°	Yes	Download
305.93	3000 -4000 -5000	19438.5 -25918 -31101.6 -39646.7	129.59	70	100-277 V	White	1.92	150° x 90°	Yes	Download
307.27	3000 -4000 -5000	19794 -26392 -31670.4 -40547.2	131.96	70	277-480 V	Bronze	1.92	150° x 90°	Yes	Download
307.27	3000 -4000 -5000	19794 -26392 -31670.4 -40547.2	131.96	70	277-480 V	White	1.92	150° x 90°	Yes	Download

Accessories (Sold Separately)

ACCESSORIES NAME	ACCESSORIES PICTURE	DOCUMENT LINKS
Yoke Mount Bracket-(Bronze & White)		Download
Slip Fitter Mounting Bracket (Bronze & White)		Download
Square & Round Pole Mounting Bracket-(Bronze & White)		Download
150 W 300 W Flood Mount Bracket-(Bronze & White)		Download
T5 Lens 150 W 300 W		Download
150 W 300 W Shield (Bronze & White)		Download
Shorting Cap		Download
Photocell 3 Pin 100-277 V		Download

ACCESSORIES NAME	ACCESSORIES PICTURE	DOCUMENT LINKS
Photocell 5 Pin 100-277 V		Download
Photocell 7 Pin 100-277 V		Download
Photocell (3 Pin) Socket AC 100-277 V		Download
Photocell (5 Pin) Socket AC 100-277 V		Download
Photocell (7 Pin) Socket AC 100-277 V		Download
Microwave Motion Sensor		Download
Sensor Remote		Download



Qualified Part Number: **IK-SBSL1**



Not all product variations listed on this page are DLC qualified. Visit <https://www.designlights.org/qpl> to confirm qualification.

Locus Area Luminaire

POWER	COLOR TEMPERATURE	LUMEN OUTPUT	EFFICACY	CRI	EFFECTIVE PROJECTED AREA	WIND SHEAR RATING	LIGHT DISTRIBUTION	FINISH	BEAM ANGLE	DLC	SPEC SHEET
W	K	lm	lm/W		mph	ft²					
94.2	3000	13323	141.44	73	0.35	117	TYPE III	Bronze	137.9°	Yes	Download
94.2	3000	13323	141.44	73	0.35	117	TYPE III	White	137.9°	Yes	Download

Continued on next page

*Specifications, Warranty, and Qualifications can vary per item/SKU. See technical data sheets (TDS) for specific information.

*Specifications, Warranty, and Qualifications can vary per item/SKU. See technical data sheets (TDS) for specific information.

POWER	COLOR TEMPERATURE	LUMEN OUTPUT	EFFICACY	CRI	EFFECTIVE PROJECTED AREA	WIND SHEAR RATING	LIGHT DISTRIBUTION	FINISH	BEAM ANGLE	DLC	SPEC SHEET
W	K	lm	lm/W		mph	ft²					
94.2	5000	13323	141.44	73	0.35	117	TYPE III	Bronze	137.9°	Yes	Download
94.2	5000	13323	141.44	73	0.35	117	TYPE III	White	137.9°	Yes	Download
142.3	5000	20095	141.18	73	0.53	117	TYPE III	Bronze	130.7°	Yes	Download
142.3	5000	20095	141.18	73	0.53	117	TYPE III	White	130.7°	Yes	Download
172.7	5000	23765	137.58	73	0.64	117	TYPE III	Bronze	135.1°	Yes	Download
172.7	5000	23765	137.58	73	0.64	117	TYPE III	White	135.1°	Yes	Download
195	5000	27894	143.01	74	0.72	117	TYPE III	Bronze	136.5°	Yes	Download
195	5000	27894	143.01	74	0.72	117	TYPE III	White	136.5°	Yes	Download
230	5000	32401	140.87	74	0.86	117	TYPE III	Bronze	136.6°	Yes	Download
230	5000	32401	140.87	74	0.86	117	TYPE III	White	136.6°	Yes	Download
289.5	5000	41015	141.66	74	1.09	117	TYPE III	Bronze	135.1°	Yes	Download
289.5	5000	41015	141.66	74	1.09	117	TYPE III	White	135.1°	Yes	Download









Qualified Part Number: **IK-SBSL1**



Not all product variations listed on this page are DLC qualified. Visit <https://www.designlights.org/qpl> to confirm qualification.

POWER	COLOR TEMPERATURE	LUMEN OUTPUT SELECTABLE	EFFICACY	CRI	EFFECTIVE PROJECTED AREA	WIND SHEAR RATING	LIGHT DISTRIBUTION	FINISH	BEAM ANGLE	DLC	SPEC SHEET
W	K	lm	lm/W		mph	ft²					
154.4	5000	11902.5 -15970 -24495	158.7	75	0.23	117	TYPE III	Bronze	120°	Yes	Download
154.4	5000	11902.5 -15970 -24495	158.7	75	0.23	117	TYPE III	White	120°	Yes	Download
150.8	5000	12202.5 -16270 -24527	162.7	75	0.23	117	TYPE III	Bronze	120°	Yes	Download
150.8	5000	12202.5 -16270 -24527	162.7	74	0.23	117	TYPE III	White	120°	Yes	Download
302.5	5000	32240 -38688 -48780	161.2	75	0.42	117	TYPE III	Bronze	120°	Yes	Download
302.5	5000	32240 -38688 -48780	161.2	75	0.42	117	TYPE III	White	120°	Yes	Download
300.7	5000	33020 -39624 -49626	165.1	75	0.42	117	TYPE III	Bronze	120°	Yes	Download
300.7	5000	33020 -39624 -49626	165.1	75	0.42	117	TYPE III	White	120°	Yes	Download

Accessories (Sold Separately)


ACCESSORIES NAME	ACCESSORIES PICTURE	DOCUMENT LINKS	ACCESSORIES NAME	ACCESSORIES PICTURE	DOCUMENT LINKS
Shorting Cap		Download	Mounting Bracket: A - Slip Fitter (Bronze & White)		Download
Photocell 90-277 V		Download	Mounting Bracket: B- Square & Round (Bronze & White)		Download
Photocell 277-480 V		Download	Mounting Bracket: C - Trunnion (Bronze & White)		Download

*Specifications, Warranty, and Qualifications can vary per item/SKU. See technical data sheets (TDS) for specific information.



*Specifications, Warranty, and Qualifications can vary per item/SKU. See technical data sheets (TDS) for specific information.

HIGH MAST LIGHTS



This image is for illustration purposes only.

Product Features:

- Having an adjustable beam angle of 155° degrees and a solid luminance (up to 89795), it brightens areas that require controlled flood of light, extreme brightness and an extra emphasis on safety and security.
- With reliable micro multi-facet optics, this light delivers superior light uniformity with high lumen output (151 lm/W). It offers Type V light distribution.
- This high mast light comes with IP66 rating, IK08 rating, and an EPA up to 1.49 ft2, allowing it to function phenomenally against elements and for a long time.

- The luminaire has 100,000 life hours and comes with a 10-year warranty. It is dimming capable (0-10 V) too.
- It makes a perfect replacement for your existing HID mast lights, because unlike them, it causes no lumen degradation or produces orange dull illumination. It reduces maintenance costs too.

Application Areas:

- Expressways
- Highways
- Shipping Ports
- Airports
- Heavy-industry Zones
- Stadiums and Sports Venues
- Large Parking Lots



Hexacule High Mast Light

POWER	COLOR TEMPERATURE	LUMEN OUTPUT	EFFICACY	CRI	VOLTAGE	LIGHT DISTRIBUTION	EFFECTIVE PROJECTED AREA (EPA)	BEAM ANGLE	DLC	SPEC SHEET
W	K	lm	lm/W				ft²			
297	4000	44675	150.43	74	277-480	Type V	1.49	155° x 155°	Yes	Download
297.2	5000	44806	150.77	74	277-480	Type V	1.49	155° x 155°	Yes	Download
297.4	5700	44937	151.11	74	277-480	Type V	1.49	155° x 155°	Yes	Download
595.9	4000	22500 -55942 -89384	150	74	277-480	Type V (Optional: Type IV / Type III / Type II)	1.49	155° x 155°	Yes	Download
595.9	5000	22553 -56071 -89589	150.35	74	277-480	Type V (Optional: Type IV / Type III / Type II)	1.49	155° x 155°	Yes	Download
595.9	5700	22604 -56199.5 -89795	150.69	74	277-480	Type V (Optional: Type IV / Type III / Type II)	1.49	155° x 155°	Yes	Download

Accessories (Included In The Box)

ACCESSORIES NAME	ACCESSORIES PICTURE	DOCUMENT LINKS
Photocell Base JL-200 3 Pin		Download

Accessories (Sold Separately)

ACCESSORIES NAME	ACCESSORIES PICTURE	DOCUMENT LINKS
Photocell JL-207F 3 Pin		Download
Shield		Download
Shorting Cap		Download

ACCESSORIES NAME	ACCESSORIES PICTURE	DOCUMENT LINKS
Surge Protection 10 kV		Download
Surge Protection 20 kV		Download

*Specifications, Warranty, and Qualifications can vary per item/SKU. See technical data sheets (TDS) for specific information.

© 2023 IKIO LED LIGHTING. All Rights Reserved. Products and technologies in this document may be covered by one or more Patents Pending. The product images shown are for illustration purposes only and may not be an exact representation of the product. Specifications subject to change without notice.

*Specifications, Warranty, and Qualifications can vary per item/SKU. See technical data sheets (TDS) for specific information.

© 2023 IKIO LED LIGHTING. All Rights Reserved. Products and technologies in this document may be covered by one or more Patents Pending. The product images shown are for illustration purposes only and may not be an exact representation of the product. Specifications subject to change without notice.

YARD LIGHTS



Product Features:

- With 162 lm/W efficacy & 80+ CRI, this yard light brightens the darkest of outdoor spaces efficiently. It is a great option for landscape lighting as well.
- Integrated with CCT & Power select capability, it allows easy access to multiple CCTs and powers using one switch.
- It has 20 mph wind shear rating, IP65 rating, and 0.42 ft² EPA, all of which makes it resistant to elements and enhance longevity.
- Supported by a cutting-edge driver and UV-stabilized polycarbonate lens, resulting in efficient and clear illumination. It is dimming capable (0-10 V).
- It facilitates Type V light distribution, casting broad illumination across the space.
- Sturdy die-cast aluminum housing made to perform exceptionally and for long in outdoor environments. Comes with a 7-year warranty.

Application Areas:

- Lawns
- Gardens & Backyards
- Driveways
- Loading Docks
- Farmyards
- General Area Lighting
- Landscape Lighting



Qualified Part Number: IK-YLDD



Not all product variations listed on this page are DLC qualified. Visit <https://www.designlights.org/dpl> to confirm qualification.

Maxton Yard Light

MAX POWER	CCT SELECTABLE	LUMEN OUTPUT	EFFICACY	CRI	LENS	LIGHT DISTRIBUTION	EPA	BEAM ANGLE	DLC	SPEC SHEET
W	K	lm	lm/W				ft²			
58.74	3000-4000-5000	4270.5-5694-7117.5-8361.4	142.35	80	Clear	Type V	0.42	140°	Yes	Download

Accessories (Sold Separately)

ACCESSORIES NAME	ACCESSORIES PICTURE	DOCUMENT LINKS
Photocell 3 Pin 100-277 V		Download

ACCESSORIES NAME	ACCESSORIES PICTURE	DOCUMENT LINKS
Shorting Cap		Download

*Specifications, Warranty, and Qualifications can vary per item/SKU. See technical data sheets (TDS) for specific information.

© 2023 IKIO LED LIGHTING. All Rights Reserved. Products and technologies in this document may be covered by one or more Patents Pending. The product images shown are for illustration purposes only and may not be an exact representation of the product. Specifications subject to change without notice.

*Specifications, Warranty, and Qualifications can vary per item/SKU. See technical data sheets (TDS) for specific information.

© 2023 IKIO LED LIGHTING. All Rights Reserved. Products and technologies in this document may be covered by one or more Patents Pending. The product images shown are for illustration purposes only and may not be an exact representation of the product. Specifications subject to change without notice.

WALL PACKS



Delphi Wall Pack (Full Cutoff)



Delphi Wall Pack (Semi Cutoff)



Edin Wall Pack (Semi Cutoff)



Delphi Mini Wall Pack



Ove Emergency Mini Wall Pack



Product Features:

- Superior light output (up to 131 lm/W) with even and wide distribution, making them perfect for brightly illuminating areas such as entrances, building exteriors, and walkways while providing added security lighting.
 - A rugged aluminum housing with shatter-resistant glass/polycarbonate, and a smooth powder-coated finish makes them dust and rust proof and functional in low temperatures. They are also IP65 rated and surge protected.
- Come with CCT & Power selectable capability, ensuring better control and enhanced lighting experience for users. They also support 0-10 V dimming.
 - Built-in photocell and battery back-up options available on select wall packs for enhance functionality.

Application Areas:

- Building Facades
- Security Areas
- Entryways
- Walkways
- Stairways
- Perimeter Lighting
- Other Commercial Spaces

Delphi Wall Pack (Full Cutoff)



Qualified Part Number: IK-WP10



Not all product variations listed on this page are DLC qualified. Visit <https://www.designlights.org/qpl> to confirm qualification.

POWER SELECTABLE	CCT SELECTABLE	LUMEN OUTPUT	EFFICACY	CRI	LIGHT DISTRIBUTION	DIFFUSER	COVER MATERIAL / LENS	BEAM ANGLE	DLC	SPEC SHEET
W	K	lm	lm/W							
40-60-80-100	3000-4000-5000	5600-8400-11200-14000	123.21	72.8	Type III - Very Short	Clear	Polycarbonate	96.1°	Yes	Download

Accessories (Sold Separately)

ACCESSORIES NAME	ACCESSORIES PICTURE	DOCUMENT LINKS
Microwave Motion Sensor		Download
Photocell and Daylight Harvesting Sensor		Download
Emergency LED Driver		Download

ACCESSORIES NAME	ACCESSORIES PICTURE	DOCUMENT LINKS
7 Receptacle		Download
Microwave Motion Sensor Remote		Download

Delphi Wall Pack (Semi Cutoff)



Qualified Part Number: IK-WPBO3M



Not all product variations listed on this page are DLC qualified. Visit <https://www.designlights.org/qpl> to confirm qualification.

POWER SELECTABLE	CCT SELECTABLE	LUMEN OUTPUT	EFFICACY	CRI	LIGHT DISTRIBUTION	DIFFUSER	COVER MATERIAL / LENS	BEAM ANGLE	DLC	SPEC SHEET
W	K	lm	lm/W							
21-28-34.98	3000-4000-5000	2625-3511.48-4583	125.41	72.9	Type I, Very Short	Frosted	Glass	94.1°	Yes	Download
30-42-50.67	3000-4000-5000	3750-5509.14-7031	131.17	70	Type III, Very Short	Frosted	Glass	116.3°	Yes	Download
72-100-114.8	3000-4000-5000	9000-12652-15763	126.52	70	Type III, Very Short	Frosted	Glass	96.9°	Yes	Download

Edin Wall Pack (Semi Cutoff)



Qualified Part Number: IK-SWPM



Not all product variations listed on this page are DLC qualified. Visit <https://www.designlights.org/qpl> to confirm qualification.

MAX POWER	CCT SELECTABLE	LUMEN OUTPUT	EFFICACY	CRI	HOUSING	DIFFUSER	COVER MATERIAL / LENS	BEAM ANGLE	DLC	SPEC SHEET
W	K	lm	lm/W							
62.7	3000-4000-5000	4194.3-5592.4-6990.5-8762	139.81	80	Die-Cast Aluminum	Frosted	Glass	105°	Yes	Download
123.5	3000-4000-5000	9711.8-11792.9-13874-17138	139.81	82	Die-Cast Aluminum	Frosted	Glass	105°	Yes	Download

*Specifications, Warranty, and Qualifications can vary per item/SKU. See technical data sheets (TDS) for specific information.

© 2023 IKIO LED LIGHTING. All Rights Reserved. Products and technologies in this document may be covered by one or more Patents Pending. The product images shown are for illustration purposes only and may not be an exact representation of the product. Specifications subject to change without notice.

*Specifications, Warranty, and Qualifications can vary per item/SKU. See technical data sheets (TDS) for specific information.

© 2023 IKIO LED LIGHTING. All Rights Reserved. Products and technologies in this document may be covered by one or more Patents Pending. The product images shown are for illustration purposes only and may not be an exact representation of the product. Specifications subject to change without notice.



Qualified Part Number: **IK-MWP**



Not all product variations listed on this page are DLC qualified.
Visit <https://www.designlights.org/qpl> to confirm qualification.

Delphi Mini Wall Pack

POWER SELECTABLE	CCT SELECTABLE	LUMEN OUTPUT	EFFICACY	CRI	LIGHT DISTRIBUTION	DIFFUSER	COVER MATERIAL / LENS	BEAM ANGLE	DLC	SPEC SHEET
W	K	lm	lm/W							
15-20-24.4	3000-4000-5000	1950-2633.4-3218	131.67	82	Type I, Very Short	Frosted	Polycarbonate	112.3°	Yes	Download



Qualified Part Number: **IK-EMWP**



Not all product variations listed on this page are DLC qualified.
Visit <https://www.designlights.org/qpl> to confirm qualification.

Ove Emergency Mini Wall Pack

POWER	CCT SELECTABLE	LUMEN OUTPUT	EFFICACY	CRI	HOUSING	DIFFUSER	COVER MATERIAL / LENS	BEAM ANGLE	DLC	SPEC SHEET
W	K	lm	lm/W							
13.4	3500-4000-5000	1740	130.34	82	Die-Cast Aluminum	Clear	PC-LEV2200KL	100°	Yes	Download

*Specifications, Warranty, and Qualifications can vary per item/SKU. See technical data sheets (TDS) for specific information.

© 2023 IKIO LED LIGHTING. All Rights Reserved. Products and technologies in this document may be covered by one or more Patents Pending.
The product images shown are for illustration purposes only and may not be an exact representation of the product. Specifications subject to change without notice.



*Specifications, Warranty, and Qualifications can vary per item/SKU. See technical data sheets (TDS) for specific information.

© 2023 IKIO LED LIGHTING. All Rights Reserved. Products and technologies in this document may be covered by one or more Patents Pending.
The product images shown are for illustration purposes only and may not be an exact representation of the product. Specifications subject to change without notice.

HAZARDOUS LOCATION LIGHTING

Class I Division 1

P-75



Exoplus Explosion Proof Round High Bay

P-75-76



Dominus Explosion Proof Square High Bay

P-76



Ergo Explosion Proof Linear High Bay

Class I Division 2

P-79



Vigor Explosion Proof Round High Bay

P-79-80



Vigor Explosion Proof Round High Bay

P-80



Forza Explosion Proof Square High Bay

P-81



Victoris Explosion Proof Linear High Bay

P-81-82



Neron Area Light

P-82



Conall Linear Area Light

P-82-83



Jarrex Explosion Proof Jelly Jar Light

P-83



Vaso Explosion Proof Jelly Jar Light

P-83



Lantorch Drop Light



*Specifications, Warranty, and Qualifications can vary per item/SKU. See technical data sheets (TDS) for specific information.

© 2023 IKIO LED LIGHTING. All Rights Reserved. Products and technologies in this document may be covered by one or more Patents Pending. The product images shown are for illustration purposes only and may not be an exact representation of the product. Specifications subject to change without notice.


*Specifications, Warranty, and Qualifications can vary per item/SKU. See technical data sheets (TDS) for specific information.

© 2023 IKIO LED LIGHTING. All Rights Reserved. Products and technologies in this document may be covered by one or more Patents Pending. The product images shown are for illustration purposes only and may not be an exact representation of the product. Specifications subject to change without notice.

CLASS I DIVISION 1



EXOPLUS Explosion Proof Round High Bay



DOMINUS Explosion Proof Square High Bay



ERGO Explosion Proof Linear High Bay



Product Features:

- Fully tested, C1D1 classified hazardous location lights engineered to function effectively and safely in locations, such as areas near open dome loading facilities or adjacent to relief valves in a petroleum refinery.
- Incorporate special heat dissipation design and anti-vibration technology to ensure long lifespan and maximum lumen retention, resulting in exceptional lighting performance.
- The luminaires are IP-rated (IP66) & IK-rated (IK08 & IK10, depending on the model) to withstand anything, from high-pressure water jets to 10 joules of impact.
- Comes with temperature rating of T4/T5/T6, depending on the luminaire model.

- The exterior is made of sturdy die-cast aluminum body with a tempered glass inside and smooth powder coating for added durability.
- Multiple mounting options for different suspension heights and ease of use, depending on the model type.
- Premium Meanwell driver has been used in our hazloc luminaires for optimal functionality.
- Surge-protected (10 kV), easy to maintain and can be the perfect replacement for your bulky, high maintenance existing traditional fixtures.

Application Areas:

- Oil and Gas Refineries
- Chemical Plants
- Marine and Aerospace Fields
- Metal Treatment Plants
- Food and Alcohol Industry

EXOPLUS Explosion Proof Round High Bay

Classifications / Ratings

- Class I, Division 1, Groups C and D
- Class I, Division 2, Groups A, B, C, and D
- Class II, Division 1, Groups E, F and G
- Class II, Division 2, Group F and G
- Class III
- IL2 G Ex db IIB T5/T6 Gb
- IL2 D Ex tb IIIC T80/90C Db IP66

Environmental

- Ambient Operating Temperature: -40 °F ~ +140 °F
- ATEX & IECEx(IC Version): -40°F ~ +176 °F
- Temperature Rating of T5 / T6
- Ingress Protection Rating of IP66
- Impact Protection Rating of IK10
- Average Life of 50000 Hours



MODEL	POWER	VOLTAGE	CURRENT	CCT	LUMEN	EFFICACY	CRI	SURGE PROTECTION	BASE / POWER SUPPLY	BEAM ANGLE	SPEC SHEET
	W		A	K	lm	lm/W		KV			
C1L140 (Exoplus 1)	20 60 80	100-277 V AC 50/60 Hz (200-480 V fixtures also available)	0.08 0.24 0.32	4000, 5000	2800 8400 11200	140	80	10	Three Connection Cable Entry Points	120° (40°, 60°, 90°, can be made as per request)	Download
C2L140 (Exoplus 2)	100 150		0.40 0.60		14000 21000						
C3L140 (Exoplus 3)	200 280		0.80 1.12		28000 39200						

Accessories

ACCESSORIES NAME	ACCESSORIES PICTURE	INSTALLATION VISUAL REFERENCE
Flood Mount Bracket		
Metal Conduit		
Junction Box		
Straight		
Junction Box		
Bent Pipe		
Chain		

ACCESSORIES NAME	ACCESSORIES PICTURE	INSTALLATION VISUAL REFERENCES
Hook		
Chain		
Wall Mount- 90 D		
Wall Mount- 25 D		

DOMINUS Explosion Proof Square High Bay

Classifications / Ratings

- Class I, Division 1, Groups C and D
- Class I, Division 2, Groups A, B, C, and D
- Class II, Division 1, Groups E, F, and G
- Class II, Division 2, Groups F and G
- Class III

Environmental

- Ambient Operating Temperature: -40 °F ~ +131°F
- Temperature Rating of T4 / T5 / T6
- Ingress Protection Rating of IP66
- Impact Protection Rating of IK10
- Average Life of 50000 Hours.



MODEL	POWER	VOLTAGE	CURRENT	CCT	LUMEN	EFFICACY	CRI	SURGE PROTECTION	BASE / POWER SUPPLY	BEAM ANGLE	SPEC SHEET
	W		A	K	lm	lm/W		KV			
D1L140 (Dominus 1)	20 60 80	100-277 V AC 50/60 Hz (200-480 V fixtures also available)	0.08 0.24 0.32	4000, 5000	2800 8400 11200	140	80	10	Three Connection Cable Entry Points	120° (40°, 60°, 90°, can be made as per request)	Download
D2L140 (Dominus 2)	100 120 150 200		0.40 0.48 0.60 0.80		14000 16800 21000 28000						

Continued on next page








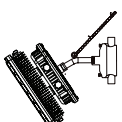


*Specifications, Warranty, and Qualifications can vary per item/SKU. See technical data sheets (TDS) for specific information.

© 2023 IKIO LED LIGHTING. All Rights Reserved. Products and technologies in this document may be covered by one or more Patents Pending. The product images shown are for illustration purposes only and may not be an exact representation of the product. Specifications subject to change without notice.

*Specifications, Warranty, and Qualifications can vary per item/SKU. See technical data sheets (TDS) for specific information.

© 2023 IKIO LED LIGHTING. All Rights Reserved. Products and technologies in this document may be covered by one or more Patents Pending. The product images shown are for illustration purposes only and may not be an exact representation of the product. Specifications subject to change without notice.

Accessories

ACCESSORIES NAME	ACCESSORIES PICTURE	INSTALLATION VISUAL REFERENCES
Flood Mount Bracket		
Metal Conduit		
Junction Box		
Straight		
Junction Box		
Bent Pipe		
Chain		

ACCESSORIES NAME	ACCESSORIES PICTURE	INSTALLATION VISUAL REFERENCES
Wall Mount- 90 D		
Wall Mount- 25 D		



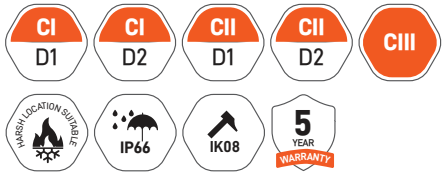
ERGO Explosion Proof Linear High Bay

Classifications / Ratings

- Class I, Division 1, Groups C and D
- Class I, Division 2, Groups A, B, C, and D
- Class II, Division 1, Groups E, F, and G
- Class II, Division 2, Group F and G
- Class III
- II2 G Ex db IIB T4 Gb
- II2 D Ex tb IIIC T63.5°C Db IP66


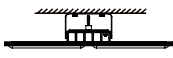




Environmental

- Ambient Operating Temperature: -40 °F ~ +140°F
- Temperature Rating of T4
- Ingress Protection Rating of IP66
- Impact Protection Rating of IK08
- Average Life of 50000 Hours.



MODEL	POWER	VOLTAGE	CURRENT	CCT	LUMEN	EFFICACY	CRI	SURGE PROTECTION	BASE / POWER SUPPLY	BEAM ANGLE	SPEC SHEET
	W		A	K	lm	lm/W		KV			
I2L140 (Ergo 2)	20 60	100-277 V AC 50/60 Hz (200-480 V fixtures also available)	0.08 0.24	4000, 5000	2800 8400	140	70	10	Hard Wired	120° (40°, 60°, 90°, can be made as per request)	Download
I4L140 (Ergo 4)	60 80 100 120		0.24 0.32 0.40 0.48		8400 11200 14000 16800						

Accessories

ACCESSORIES NAME	ACCESSORIES PICTURE	INSTALLATION VISUAL REFERENCES
Flood Mount Bracket		
Metal Conduit		
Junction Box		
Straight		

ACCESSORIES NAME	ACCESSORIES PICTURE	INSTALLATION VISUAL REFERENCES
Metal Conduit		
Chain		

*Specifications, Warranty, and Qualifications can vary per item/SKU. See technical data sheets (TDS) for specific information.

© 2023 IKIO LED LIGHTING. All Rights Reserved. Products and technologies in this document may be covered by one or more Patents Pending. The product images shown are for illustration purposes only and may not be an exact representation of the product. Specifications subject to change without notice.



*Specifications, Warranty, and Qualifications can vary per item/SKU. See technical data sheets (TDS) for specific information.

© 2023 IKIO LED LIGHTING. All Rights Reserved. Products and technologies in this document may be covered by one or more Patents Pending. The product images shown are for illustration purposes only and may not be an exact representation of the product. Specifications subject to change without notice.

CLASS I DIVISION 2



VIGOR Explosion Proof Round High Bay



FORZA Explosion Proof Square High Bay



VICTORIS Explosion Proof Linear High Bay



NERON Area Light



CONALL Linear Area Light



JARREX Explosion Proof Jelly Jar Light



VASO Explosion Proof Jelly Jar Light



LANTORCH Drop Light



Product Features:

- A robust selection of C1D2 classified hazardous location lights, designed and tested to operate effectively and safely in environments known for the potential presence of explosive gases, vapors, dust, or fibers.
- The design incorporates a special heat dissipation system and anti-vibration technology, ensuring longevity, optimal lumen retention, and superior lighting performance.
- These luminaires carry IP ratings (IP66 & IP67, model-dependent) and IK ratings (IK08, IK09 & IK10, model-dependent), making them resilient against high-pressure water jets and impacts up to 10 joules.
- The luminaires have temperature rating of T3/T5/T6, depending on the model.
- Each luminaire boasts a durable die-cast aluminum exterior, accompanied by a tempered glass interior and a smooth powder coating for additional resilience.
- The design also offers a variety of mounting options to cater to varying suspension heights and ease of use, depending on the model type.
- For optimal performance, our hazloc luminaires are equipped with premium Meanwell drivers.
- With a 10 kV surge protection, these luminaires are not only easy to maintain, but also serve as an excellent replacement for existing fixtures that may be bulkier and high maintenance.

Application Areas:

- Oil and Gas Refineries
- Chemical Plants
- Marine and Aerospace Fields
- Metal Treatment Plants
- Mining Areas
- Mills and Loading Facilities for Flammable Substances

VIGOR Explosion Proof Round High Bay

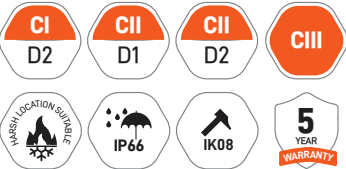


Classifications / Ratings

- Class I, Division 2, Groups A, B, C, and D
- Class II, Division 1, Groups E, F, and G
- Class II, Division 2, Groups F and G
- Class III
- II 3 G Ex ec IIC T6...T3 Gc
- II 2 D Ex tb IIIC T85°C...T100°C Db
- II 2 G Ex eb mb IIC T5...T6 Gb
- II 2 D Ex tb IIIC T80°C...T100°C Db

Environmental

- Ambient Operating Temperature: -40 °F ~ +131°F
- ATEX & IECEx (IC Version): -40°F ~ +121°F
- Temperature Rating of T3
- Ingress Protection Rating of IP66
- Impact Protection Rating of IK08
- Average Life of 50000 Hours.



MODEL	POWER	VOLTAGE	CURRENT	CCT	LUMEN	EFFICACY	CRI	SURGE PROTECTION	BASE / POWER SUPPLY	BEAM ANGLE	SPEC SHEET
	W		A	K		lm/W		KV			
B1L140 (Vigor 1)	20 40 60	100-277 V AC 50/60 Hz (200-480 V fixtures also available)	0.08 0.16 0.24	4000, 5000	2800 5600 8400	140	80	10	Three Connection Cable Entry Points	120° (40°, 60°, 90°, can be made as per request)	Download
B2L140 (Vigor 2)	80		0.32		11200						
B3L140 (Vigor 3)	100 150 200		0.40 0.60 0.80		14000 16800 28000						
B4L140 (Vigor 4)	250 240		1.00 1.60		35000 56000						

VIGOR Explosion Proof Round High Bay with Convex PC Cover

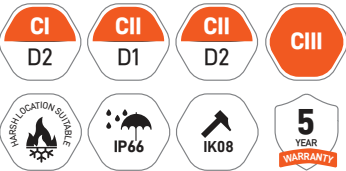


Classifications / Ratings

- Class I, Division 2, Groups A, B, C, and D
- Class II, Division 1, Groups E, F, and G
- Class II, Division 2, Groups F and G
- Class III
- II 3 G Ex ec IIC T6...T3 Gc
- II 2 D Ex tb IIIC T85°C...T100°C Db
- II 2 G Ex eb mb IIC T5...T6 Gb
- II 2 D Ex tb IIIC T80°C...T100°C Db

Environmental

- Ambient Operating Temperature: -40 °F ~ +131°F
- ATEX & IECEx (IC Version): -40°F ~ +121°F
- Temperature Rating of C1D2 T3
- Ingress Protection Rating of IP66
- Impact Protection Rating of IK08
- Average Life of 100000 Hours.



MODEL	POWER	VOLTAGE	CURRENT	CCT	LUMEN	EFFICACY	CRI	SURGE PROTECTION	BASE / POWER SUPPLY	BEAM ANGLE	SPEC SHEET
	W		A	K		lm/W		KV			
B1L140 (Vigor 1)	20 40 60	100-277 V AC 50/60 Hz (200-480 V fixtures also available)	0.08 0.16 0.24	4000, 5000	2800 5600 8400	140	80	10	Three Connection Cable Entry Points	120° (40°, 60°, 90°, can be made as per request)	Download
B2L140 (Vigor 2)	80		0.32		11200						
B3L140 (Vigor 3)	100 150 200		0.40 0.60 0.80		14000 16800 28000						
B4L140 (Vigor 4)	250 400		1.00 1.60		35000 56000						


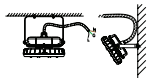





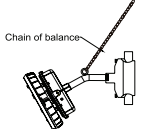






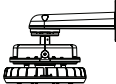
*Specifications, Warranty, and Qualifications can vary per item/SKU. See technical data sheets (TDS) for specific information.


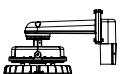





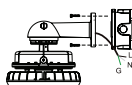

© 2023 IKIO LED LIGHTING. All Rights Reserved. Products and technologies in this document may be covered by one or more Patents Pending. The product images shown are for illustration purposes only and may not be an exact representation of the product. Specifications subject to change without notice.

*Specifications, Warranty, and Qualifications can vary per item/SKU. See technical data sheets (TDS) for specific information.

© 2023 IKIO LED LIGHTING. All Rights Reserved. Products and technologies in this document may be covered by one or more Patents Pending. The product images shown are for illustration purposes only and may not be an exact representation of the product. Specifications subject to change without notice.

Accessories

ACCESSORIES NAME	ACCESSORIES PICTURE	INSTALLATION VISUAL REFERENCES
Flood Mount Bracket		
Metal Conduit		
Junction Box		
Straight		
Junction Box		
Bent Pipe		
Chain		
Hook		
Chain		
Stanchion Mount Arm		

ACCESSORIES NAME	ACCESSORIES PICTURE	INSTALLATION VISUAL REFERENCES
Stanchion Mount Arm		
90 D Support		
Stanchion Mount Arm		
25 D Support		
Wall Mount - 90 D		
Wall Mount - 25 D		



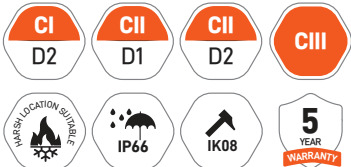
FORZA Explosion Proof Square High Bay

Classifications / Ratings

- Class I, Division 2, Groups A, B, C, and D
- Class II, Division 1, Groups E, F, and G
- Class II, Division 2, Groups F and G
- Class III
- II 3 G Ex ec IIC T6...T3 Gc
- II 2 D Ex tb IIIC T85°C...T100°C Db
- II 2 G Ex eb mb IIC T5...T6 Gb
- II 2 D Ex tb IIIC T80°C...T100°C Db


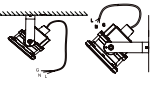






Environmental

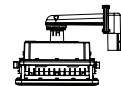



- Ambient Operating Temperature: -40 °F ~ +131°F
- ATEX & IECEx(IC Version): -40°F ~ +121°F
- Temperature Rating of T3
- Ingress Protection Rating of IP66
- Impact Protection Rating of IK08
- Average Life of 50000 Hours.




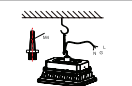


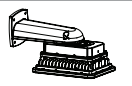


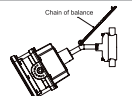
MODEL	POWER	VOLTAGE	CURRENT	CCT	LUMEN	EFFICACY	CRI	SURGE PROTECTION	BASE / POWER SUPPLY	BEAM ANGLE	SPEC SHEET
	W		A	K	lm	lm/W		KV			
A1L140 (Forza 1)	20 40 60	100-277 V AC 50/60 Hz (200-480 V fixtures also available)	0.08 0.16 0.24	4000, 5000	2800 5600 8400	140	80	10	Hard Wired	120° (40°, 60°, 90°, can be made as per request)	Download
A2L140 (Forza 2)	80 100		0.32 0.40		11200 14000						
A3L140 (Forza 3)	150 200		0.50 0.80		21000 28000						
A4L140 (Forza 4)	250 400		1.00 1.60		35000 42000						

Accessories


ACCESSORIES NAME	ACCESSORIES PICTURE	INSTALLATION VISUAL REFERENCES
Flood Mount Bracket		
Metal Conduit		
Junction Box		
Straight		
Junction Box		

ACCESSORIES NAME	ACCESSORIES PICTURE	INSTALLATION VISUAL REFERENCES
Stanchion Mount Arm		
25 D Support		
Stanchion Mount Arm		
25 D Support		

Accessories

ACCESSORIES NAME	ACCESSORIES PICTURE	INSTALLATION VISUAL REFERENCES
Bent Pipe		
Chain		
Hook		
Chain		
Stanchion Mount Arm		

ACCESSORIES NAME	ACCESSORIES PICTURE	INSTALLATION VISUAL REFERENCES
Wall Mount- 90 D		
Wall Mount- 25 D		



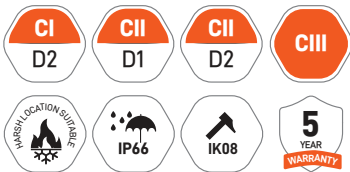
VICTORIS Explosion Proof Linear High Bay

Classifications / Ratings

- Class I, Division 2, Groups A, B, C, and D
- Class II, Division 1, Groups E, F, and G
- Class II, Division 2, Groups F and G
- Class III
- II3 G Ex ec IIC T5/T6 Gc
- II2 D Ex tb IIIC T80/100°C Db IP66


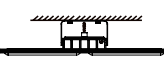


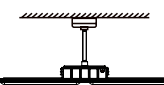

Environmental

- Ambient Operating Temperature: -40 °F ~ +200°F
- Temperature Rating of T5
- Temperature Rating of T6
- Ingress Protection Rating of IP66
- Impact Protection Rating of IK08
- Average Life of 50000 Hours.



MODEL	POWER	VOLTAGE	CURRENT	CCT	LUMEN	EFFICACY	CRI	SURGE PROTECTION	BASE / POWER SUPPLY	BEAM ANGLE	SPEC SHEET
	W		A	K	lm	lm/W		KV			
H2L140 (Victoris 2)	20 40	100-277 V AC 50/60 Hz (200-480 V fixtures also available)	0.08 0.16	4000, 5000	2800 5600	140	80	10	Hard Wired	120°	Download
H4L140 (Victoris 4)	40 60 80		0.16 0.24 0.32		5600 8400 11200						

Accessories

ACCESSORIES NAME	ACCESSORIES PICTURE	INSTALLATION VISUAL REFERENCES
Flood Mount Bracket		
Metal Conduit		
Junction Box		
Straight		

ACCESSORIES NAME	ACCESSORIES PICTURE	INSTALLATION VISUAL REFERENCES
Metal Conduit		
Chain		



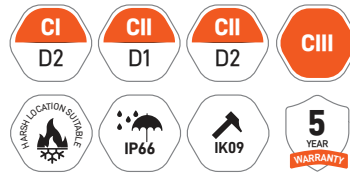
NERON Area Light

Classifications / Ratings

- Class I, Division 2, Groups A, B, C, and D
- Class II, Division 1, Groups E, F, and G
- Class II, Division 2, Groups F and G
- Class III
- II 2 G Ex ec mb IIC T6...T3 Gc
- II 2 D Ex tb IIIC T80°C...T125°C Db

Environmental

- Ambient Operating Temperature: -40 °F ~ +140 °F
- Temperature Rating of T6
- Ingress Protection Rating of IP66
- Impact Protection Rating of IK09
- Average Life of 50000 Hours.



MODEL	POWER	VOLTAGE	CURRENT	CCT	LUMEN	EFFICACY	CRI	SURGE PROTECTION	BASE / POWER SUPPLY	BEAM ANGLE	SPEC SHEET
	W		A	K	lm	lm/W		KV			
STA1L140 (Neron 1)	100	100-277 V AC 50/60 Hz (200-480 V fixtures also available)	0.40	4000, 5000	14000	140	70	10	Three Connection Cable Entry Points	120°	Download
STA2L140 (Neron 2)	150 200 240		0.60 0.80 0.96		21000 28000 33600						



*Specifications, Warranty, and Qualifications can vary per item/SKU. See technical data sheets (TDS) for specific information.

© 2023 IKIO LED LIGHTING. All Rights Reserved. Products and technologies in this document may be covered by one or more Patents Pending. The product images shown are for illustration purposes only and may not be an exact representation of the product. Specifications subject to change without notice.

*Specifications, Warranty, and Qualifications can vary per item/SKU. See technical data sheets (TDS) for specific information.

© 2023 IKIO LED LIGHTING. All Rights Reserved. Products and technologies in this document may be covered by one or more Patents Pending. The product images shown are for illustration purposes only and may not be an exact representation of the product. Specifications subject to change without notice.

Accessories

ACCESSORIES NAME	ACCESSORIES PICTURE	INSTALLATION VISUAL REFERENCES
Flood Mount Bracket		

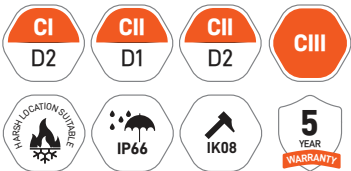
CONALL Linear Area Light

Classifications / Ratings

- Class I, Division 2, Groups A, B, C, and D
- Class II, Division 1, Groups E, F, and G
- Class II, Division 2, Groups F and G
- Class III
- II 2 G Ex db eb mb IIC T5/T6 Gb
- II 2 D Ex tb IIIC T95°C/T85°C Db IP66
- Ex db eb mb IIC T5/T6 Gb
- Ex tb IIIC T95°C/T85°C Db

Environmental

- Ambient Operating Temperature: -40 °F ~ +140 °F
- Temperature Rating of **T5 / T6**
- Ingress Protection Rating of **IP66**
- Impact Protection Rating of **IK08**
- Average Life of 50000 Hours



MODEL	POWER	VOLTAGE	CURRENT	CCT	LUMEN	EFFICACY	CRI	SURGE PROTECTION	BASE / POWER SUPPLY	BEAM ANGLE	SPEC SHEET
	W		A	K	lm	lm/W		KV			
R2L140 (Conall 2)	20 30 40	100-277 V AC 50/60 Hz	0.08 0.12 0.16	4000, 5000	2800 4200 5600	140	70	10	Three Connection Cable Entry Points	120°	Download
R4L140 (Conall 4)	40 50 60		0.16 0.20 0.24		5600 7000 8400						

Accessories

ACCESSORIES NAME	ACCESSORIES PICTURE	INSTALLATION VISUAL REFERENCES
Aircraft Cable		
Clamps		

ACCESSORIES NAME	ACCESSORIES PICTURE	INSTALLATION VISUAL REFERENCES
Pole		
Mounting Clamps		

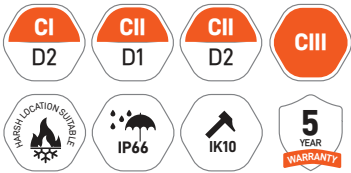
JARREX Explosion Proof Jelly Jar Light

Classifications / Ratings

- Class I, Division 2, Groups A, B, C, and D
- Class II, Division 1, Groups E, F, and G
- Class II, Division 2, Groups F
- Class III









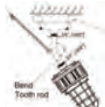


Environmental

- Ambient Operating Temperature: -40 °F ~ +200 °F
- Temperature Rating of **T3**
- Ingress Protection Rating of **IP66**
- Impact Protection Rating of **IK10**
- Average Life of 50,000 Hours.



MODEL	POWER	VOLTAGE	CURRENT	CCT	LUMEN	EFFICACY	CRI	SURGE PROTECTION	BASE / POWER SUPPLY	BEAM ANGLE	SPEC SHEET
	W		A	K	lm	lm/W		KV			
G1L140 (Jarrex 1)	20 30 40	100-277 V AC 50/60 Hz	0.08 0.12 0.16	4000 5000	2800 4200 5600	140	70	10	Direct Wired	120° (40°, 60°, 90°, can be made as per request)	Download

Accessories

ACCESSORIES NAME	ACCESSORIES PICTURE	INSTALLATION VISUAL REFERENCES
Ceiling Mount Bracket		
Metal Conduit		
Junction Box		
Straight		
Pendant Adaptor		
Junction Box		
Bent Pipe		
Chain		

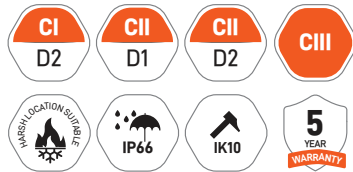
VASO Explosion Proof Jelly Jar Light

Classifications / Ratings

- Class I, Division 2, Groups A, B, C, and D
- Class II, Division 1, Groups E, F, and G
- Class II, Division 2, Groups F and G
- Class III



Environmental






- Ambient Operating Temperature: -40 °F ~ +140 °F
- Temperature Rating of **T6**
- Ingress Protection Rating of **IP66**
- Impact Protection Rating of **IK10**
- Average Life of 50000 Hours



MODEL	POWER	VOLTAGE	CURRENT	CCT	LUMEN	EFFICACY	CRI	SURGE PROTECTION	BASE / POWER SUPPLY	BEAM ANGLE	SPEC SHEET
	W		A	K	lm	lm/W		KV			
O1L140 (Vaso 1)	20 30 40	100-277 V AC 50/60 Hz	0.08 0.12 0.16	4000 5000	2800 4200 5600	140	70	10	Direct Wired	120° (40°, 60°, 90°, can be made as per request)	Download

Accessories

ACCESSORIES NAME	ACCESSORIES PICTURE	INSTALLATION VISUAL REFERENCES
Ceiling Mount Bracket		
Junction Box		
Straight		

ACCESSORIES NAME	ACCESSORIES PICTURE	INSTALLATION VISUAL REFERENCES
Wall Mount- 90 D		
Wall Mount- 90 D		
Reflector		

LANTORCH Drop Light

Classifications / Ratings

- Class I, Division 2, Groups A, B, C, and D
- Class II, Division 1&2, Groups F and G
- Marking UL844 (North American)
- Class III

Environmental

- Ambient Operating Temperature: -40 °F ~ +122°F
- Ingress Protection Rating of **IP67**
- Average Life of 50000 Hours.



MODEL	POWER	VOLTAGE	LUMEN	SPEC SHEET
	W		lm	
LL130 (Lantorch)	20 30	100-277 V AC 50/60 Hz	2000 3000	Download

*Specifications, Warranty, and Qualifications can vary per item/SKU. See technical data sheets (TDS) for specific information.

© 2023 IKIO LED LIGHTING. All Rights Reserved. Products and technologies in this document may be covered by one or more Patents Pending. The product images shown are for illustration purposes only and may not be an exact representation of the product. Specifications subject to change without notice.

*Specifications, Warranty, and Qualifications can vary per item/SKU. See technical data sheets (TDS) for specific information.

© 2023 IKIO LED LIGHTING. All Rights Reserved. Products and technologies in this document may be covered by one or more Patents Pending. The product images shown are for illustration purposes only and may not be an exact representation of the product. Specifications subject to change without notice.



Scan to Explore Our
Exciting Product Range!



(1) 844-533-4546 | info@ikioledlighting.com
8470 Allison Pointe Blvd, Suite 128 Indianapolis, IN 46250
www.ikioledlighting.com