



BEAST



Transportation **EV**olved

All-Electric  Purpose-Built  Zero-Emission



CHARGING

Dual (AC/DC)
Level-2, J1772, 19.2 kW, 220 V, ~8 hrs
DCFC, CCS-1, 85 kW, ~2 hrs
Wireless DC (option), 60 kW, ~3 hrs



RANGE

Up to 150 miles



BATTERY

194 kWh



SEATING CAPACITY

Up to 90 passengers
Lift equipped (option)

**PURPOSE-BUILT
TYPE D SCHOOL BUS**



GreenPower
MOTOR COMPANY

USA 833-274-5144
Canada 604-563-4144
GreenPowerMotor.com
Sales@GreenPowerMotor.com

11/24 REVISION

BEAST TECHNICAL DATA

CLASSIFICATION

Class 8, Type D

MOTOR

Dana tm4 PMSM

GVWR

42,990 lbs.

PAYLOAD CAPACITY *

13,790 lbs.

AXLE WEIGHT LOAD RATING

Front: 15,660 lbs. | Rear: 28,660 lbs.

LENGTH ③

40 ft.

WHEELBASE ④

240.15 in.

OVERHANG ⑤

104.5 in. (front), 128 in. (rear)

APPROACH & DEPARTURE ANGLES ⑥

8.4 degrees (front), 7 degrees (rear)

WIDTH ②

102 in.

EXTERIOR HEIGHT * ①

138.5 in.

INTERIOR HEIGHT

74 in. or 78 in.

TIRES

12R / 80R / 22.5 (qty. 6)

TURNING RADIUS

37.7 +/- 1.6 ft. (outside body)

SUSPENSION

Front and rear air ride suspension

PASSENGER DOOR

Electric, 36 in. wide, 34 in. opening

EMERGENCY EXITS

Hatch, window, door

WHEELCHAIR ACCESSIBILITY

BraunAbility lift (option)

HVAC

75,000 BTU/h, front, rear, electric

SEAT

IMMI 39 in. school bus seats

FLOORING

Gerflor anti-slip transit-style flooring

FLOOR TRACKING

Floor tracking throughout passenger cabin

ECU COMMUNICATION

CAN BUS, J1939

SEATING CONFIGURATION *

Front facing bench seating, 15 rows, 2 benches per row, 3 seats per bench

MAX SEATING CAPACITY

90 passengers

STORAGE

Largest pass-through storage compartment

BATTERY

Voltage: 614 V, Chemistry: LiFePo4

BATTERY CAPACITY

194 kWh, 6 total packs

RANGE *

Up to 150 miles

FUEL ECONOMY *

23 mpge, 1.5 kWh/mi, 0.67 mi/kWh

TOP SPEED

68 mph

MOTOR POWER

350 kW max

TRANSMISSION

Direct drive, no transmission

BRAKES

Full ABS disc brakes

FRAME CONSTRUCTION

Steel, Truss

BODY CONSTRUCTION

Constellium Aluminum

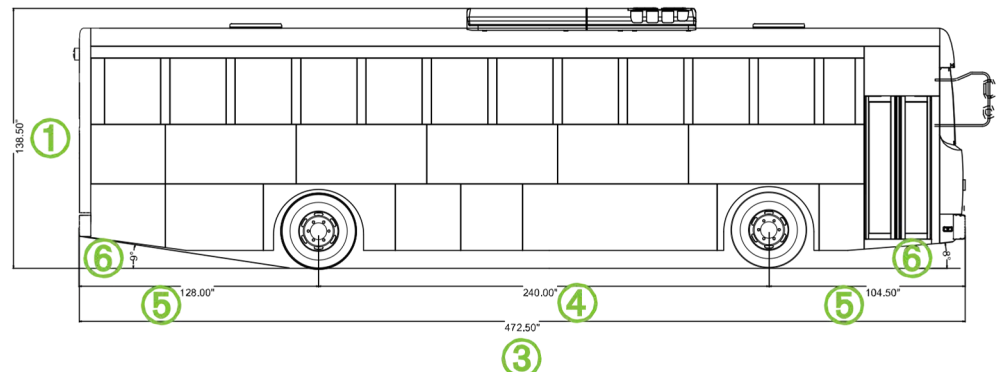
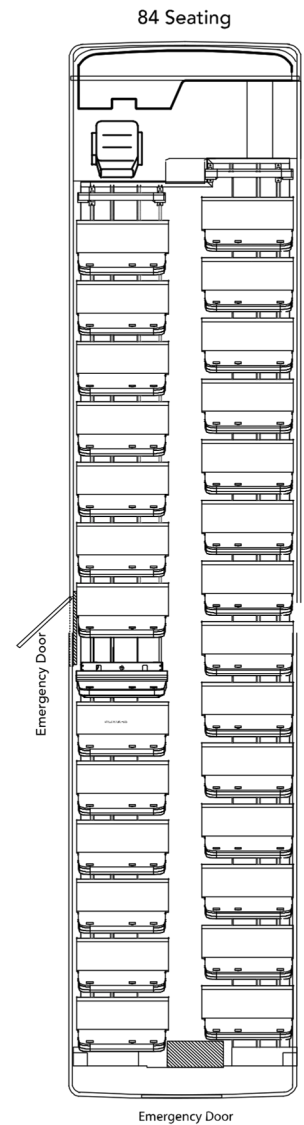
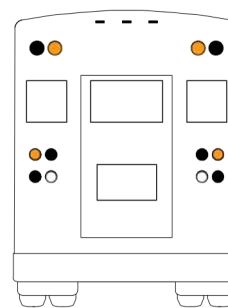
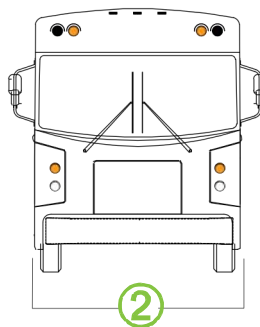
CHARGING

Dual (AC/DC)

Level-2, J1772, 19.2 kW, 220 V, ~8 hrs

DCFC, CCS-1, 85 kW, ~2 hrs

Wireless DC (option), 60 kW, ~3 hrs



*Specifications can vary by region, application and availability.

Disclosure: No representation or warranty is expressly or impliedly given as to its accuracy, completeness or correctness.

11/24 REVISION

The all-electric, purpose-built BEAST has established the new standard of performance, safety and sustainability in the school bus market.


What Sets the BEAST Apart

BEAST All-Electric School Bus

- ☞ Purpose-built to be an electric vehicle.
- ☞ Built on a high strength steel Truss (bus) chassis.
- ☞ Body is integrated on chassis as a unitized structure.
- ☞ Higher floor keeps passengers out of crash zone.

Other Electric School Buses

- Retrofitted from diesel to electric causing safety and weight issues.
- Built on century old ladder truck chassis technology.
- Fastened to chassis which promotes body separation.
- Low floor puts passengers at risk.



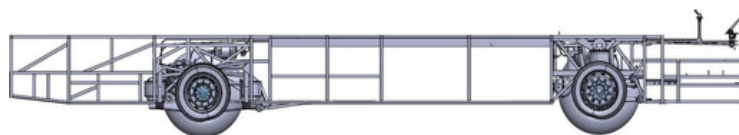
BEAST Truss (bus) Chassis

What is the BEAST Vehicle Structure:

- ☞ A vehicle structure in which the chassis is integral with the body.
- ☞ Safer than other chassis due to its cage-like superstructure construction.
- ☞ A steel space frame forms a strong and lightweight lattice composite structure.
- ☞ Strongest form of structure available.
- ☞ Better use of space allows for maximized efficiency of interior passenger space.
- ☞ Better use of space allows for improved component placements and easier maintenance.
- ☞ Complete flat floor design with no wheel wells allows floor tracking with no obstacles.

Integrated Aluminum Body

The BEAST features a seamlessly integrated aluminum body made from extruded aluminum manufactured by Constellium, a global manufacturer of aluminum rolled products, extruded products and structural parts based on a large variety of advanced alloys. Constellium primarily serves the aerospace, automotive and packaging sectors.



Side Profile BEAST Truss (bus) Chassis

GreenPower BEAST Warranty

GREENPOWER MOTOR COMPANY WARRANTS EACH ALL-ELECTRIC, PURPOSE-BUILT BEAST SCHOOL BUS TO BE FREE FROM DEFECTS IN MATERIAL AND WORKMANSHIP UNDER NORMAL USE AND SERVICE WITHIN THE LIMITS IDENTIFIED BELOW*:

- ☞ High-voltage battery system — eight years/200,000 miles.
- ☞ Electric powertrain — five years/100,000 miles.
- ☞ Axle assembly — four years/50,000 miles.
- ☞ Basic body shell & Chassis frame — three years.
- ☞ HVAC system — three years/36,000 miles.
- ☞ School bus passenger and driver windows — two years.
- ☞ Suspension system — two years/24,000 miles.
- ☞ Complete bus — one year.

*Warranty can vary by region, application and availability.

MEGA BEAST



Transportation EVolved
All-Electric  Purpose-Built  Zero-Emission

**LONGEST RANGE
BIGGEST BATTERY**
IN THE SCHOOL BUS MARKET



RANGE
Up to 300 miles



BATTERY
387 kWh



POWER
More uphill climbing power



ENERGY
More V2G energy storage


GreenPower
MOTOR COMPANY

USA 833-274-5144
Canada 604-563-4144
GreenPowerMotor.com
Sales@GreenPowerMotor.com

11/24 REVISION